

Hutchinson Police Services



2008

Year End Report

2008 ANNUAL REPORT

ELECTED CITY OFFICIALS AND APPOINTED CITY COMMISSIONERS

MAYOR

STEVE W. COOK

CITY COUNCIL

Bill Arndt
Jim Haugen
Chad Czmowski
Eric Yost

POLICE CIVIL SERVICE COMMISSIONERS

Mark Jelkin, Chairperson
Steve Sherman
Julie Jensen

HUTCHINSON POLICE DEPARTMENT PERSONNEL

As of December 31, 2008

Police Chief	Daniel Hatten
Police Lieutenant	David Erlandson
Police Sergeant	Doug Johnson
Police Sergeant	Thomas Gifferson
Police Sergeant	Eric Kilian
Police Sergeant (Vacant)	Chris Dobratz (Resigned)
Police Sergeant	Joseph Nagel
Police Officer	Michelle Hammond
Police Officer	Steven Sickmann
Police Officer	Scott Schuette
Police Officer	Theresa Leider
Police Officer	Gregory Nadeau
Police Officer	Jason Mathwig
Police Officer	Benjamin Erlandson
Police Officer	Andrew Erlandson
Police Officer	Shelby Franklin
Police Officer	Adam Ament
Police Officer	Aaron Berry
Police Officer	Jason Pederson
Police Officer	Ryan Sayre
Police Officer	Janelle Graff
Police Officer	Shelly Schmidt
Police Officer	Jason Larson
Communication Specialist	Kris Lindell
Communication Specialist	Debra Voss
Communication Specialist	Amanda Alsleben
Communication Specialist	Mark Hanneman
Communication Specialist	Heather Daves
Administrative Assistant	Lisa Grina
Investigative Assistant	Barbara Mathwig
Records Specialist/Comm. Specialist	Genise Schuette
Records Specialist	Cindy Bock
Community Service Officer/Facilities	Robert Loehrer
Community Service Officer/PT Officer	Robert Winslow
Part-time Police Officer	Brian L. Beffert
Part-time Police Officer	Tyler Duenow
Part-time Comm. Specialist	Nancy Redetzke
Part-time Comm. Specialist	Vacant
Part-time Comm. Specialist	Vacant
Police Chaplain	Thor Skeie

RESIGNATIONS, PROMOTIONS AND NEW EMPLOYEES

Police Sergeant Chris Dobratz resigned in June 2008 to take a teaching position with Minnesota State University, Mankato.

Police Officer Shelly Schmidt was hired in September of 2008 to fill an existing position.

Police Officer Jason Larson was hired in September of 2008 to fill an existing position.

Part-time Police Officer Tyler Duenow was hired in 2008 to fill an existing position.

Communication Specialist Sheryl Delaney-Smith resigned in June of 2008 to take a communication position with the Minnesota State Patrol.

Communication Specialist Mark Hanneman was hired in May 2008 to fill an existing position.

Communication Specialist Heather Daves was hired in October 2008 to fill an existing position.

Hutchinson Police Services Staffing

Year	Population	Sworn Officers	Officers on Patrol	Community Service Officers	Office and Dispatch Staff	Calls for Service
1996	12,587	21	14	0	7	15,185
1997	12,711	21	14	0	7	15,914
1998	12,989	22	15	0	7	15,349
1999	13,307	22	15	1	7	15,308
2000	13,081	22	15	1	7	15,521
2001	13,185	22	15	1	7	16,883
2002	13,403	22	16	3	7	16,020
2003	13,545	22	15	3	9	16,364
2004	13,616	22	15	3	9	14,748
2005	14,285	22	15	3	9	15,923
2006	14,417	22	15	2	9	16,425
2007	14,493	23	16	2	9	15,741
2008	14,650	23	16	2	9	15,087
2009	?	23	16	2	9	?

2008 Accomplishments

Programs:

- ☞ The updated Police Department Policy and Procedure Manual was approved and implemented in 2008 and will be reviewed annually in March. *This was a goal for 2008.*
- ☞ Expand the Civil Defense Siren Ordinance. *The civil defense siren expansion has been placed on the Capital Improvement Plan budget.*
- ☞ Foreclosed Housing Check program. *This was created and accomplished due to the increased number of foreclosed homes in our community and the need to protect these homes.*

Facilities:

- ☞ The 20-year-old roof on the Emergency Operation Center was replaced. *This was a goal for 2007 and accomplished in 2008.*
- ☞ The 20-year-old roof on the Police Station was also replaced. *This was a goal for 2008*
- ☞ Improvements continue to be made to the 20-year-old Police Services building including carpeting, interior painting, and exterior landscaping.

Equipment:

- ☞ Computerized arrest booking and an evidence bar coding system was implemented. This program will continue to expand in 2009. *This was a goal for 2008 and will continue into 2009.*
- ☞ The use of TASERS by the police department was approved by the City Council in October of 2007. This equipment was implemented in April of 2008 after all of the officers were properly trained in the use of the equipment and the corresponding department policy and procedures. *The implementation of this program was a 2008 goal.*

2009 Objectives

- ☞ Create an Employee Satisfaction Program.
- ☞ Create bi-annual neighborhood meetings.
- ☞ Continue to evaluate and expand the computerized arrest booking and evidence bar coding systems.
- ☞ Implementation of a TASER bi-annual report.
- ☞ Acquire one additional tough book computer and continue to evaluate the effectiveness of the tough book computers for expanded use in patrol vehicles.
- ☞ Examine ways to improve the efficiency of the current HVAC and lighting systems in all police facilities to minimize our carbon footprint and reduce costs.
- ☞ Establish three specific department measurements for City Council.
- ☞ Establish an ordinance to address residential nuisance properties.
- ☞ Update the personnel file system.

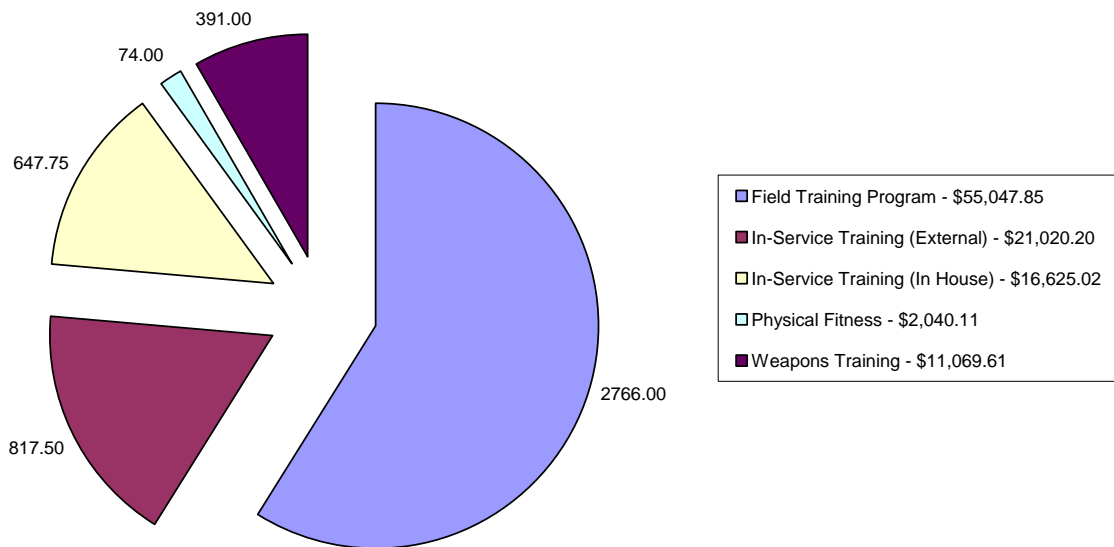
2008 EMPLOYEE INTERNAL TRAINING

<u>Type of Training</u>	<u>Hours</u>
Defensive Tactics	150
DWI Legal Updates	20
Emergency Driving / Pursuit	180
Firearms	450
First Responder	360
Leadership Development	64
Mental Health / Domestic Violence	48
Physical Fitness Testing	100
Pipeline Safety	10
Special Response Team	250
TASER	132
Internal Instruction – Approximate	275
County Attorney In-Service	20
Ticket Writer	40
Livescan	30

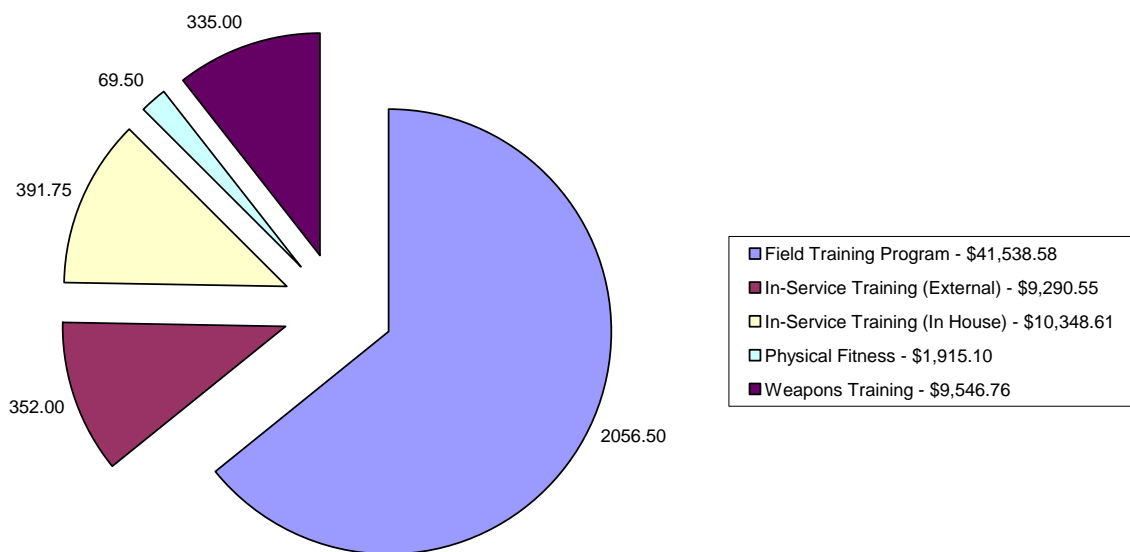
2008 EMPLOYEE EXTERNAL TRAINING

<u>Type of Training</u>	<u># of Officers</u>	<u>Hours</u>
Association Training Officer of MM Conference	2	40
Child Injuries	2	40
Clandestine Lab	2	50
Data Privacy	4	32
Digital Evidence	1	10
Drug Interdiction	1	20
Drug Investigation Conference	1	20
Drug Recertification	1	20
Emergency Medical Dispatch	1	24
Interview Training	2	40
Intoxilyzer Recertification	6	160
International Crimes Against Children	1	20
Juvenile Officer Conference	1	24
League of MN Cities	4	20
Mental Health	1	10
Minnesota Chief Conferences	3	100
Non-accidental Injuries	2	16
Payroll	1	10
Police Complaint Investigation	1	20
Professional Law Enforcement Administrative Asst. (Admin/Records)	3	30
Safe & Sober Conference	1	20
Sex Crimes Conference	1	30
Special Operations Training Association Conference	6	120
Terminal Agency Coordinator	1	10
Terrorism Symposium	4	64

2008 Training - All Employees



2008 Training Hours by Type - Patrol Only



PRESENTATIONS TO THE COMMUNITY

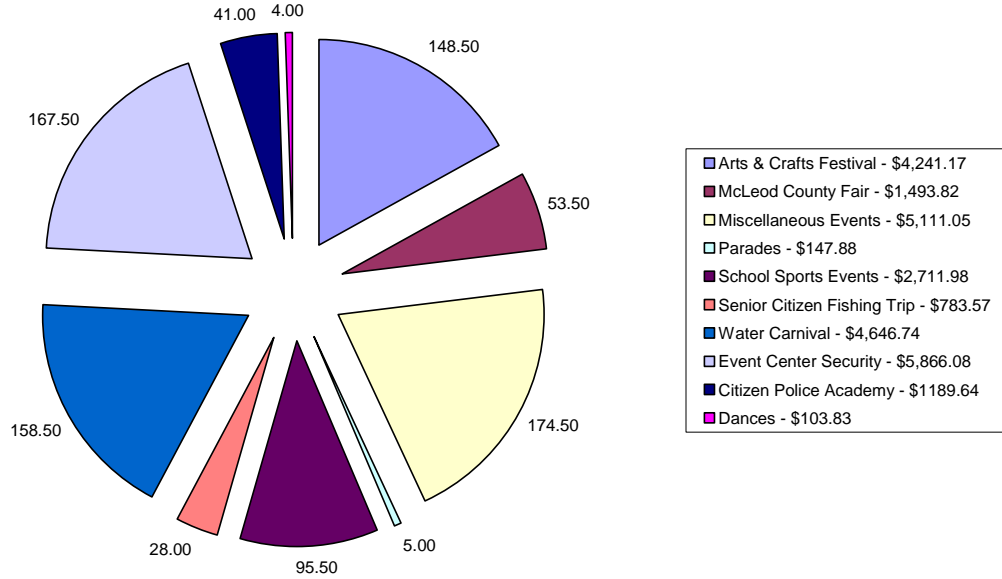
<u>Event or Group</u>	<u># of Presentations</u>
Babysitting Clinics	1
Christ the King Preschool Tours	4
Cub Scout / Boy Scout Tours	3
Drug Presentation/Methamphetamine Education and Drug Awareness	2
General Safety Presentations	3
International Crimes Against Children Presentations	3
Little Lambs Preschool Tours	4
First Grade Safety Presentations	6
3M Health Fair / Family Day	1
Teddy Bear Clinic	1
Holiday "Shop with a Cop" (30 kids)	1
Child Print	2
Kids Carnival / Hunter's Ridge	1
General Tours	3
Career Day Maplewood Academy	1
Stories in the Park	4
Ridgewater Health Fair	1
Ridgewater Career Day	1
Kings Kids Presentations	2
Faith Lutheran Motorcycle Run	1
WalMart Safety Day	1
Relay for Life	1
Bullying Presentation	1
Theft Presentation	1
Winter Survival Presentation	1
Bicycle Safety Presentation	2
Public Safety Day – Hutchinson Mall	1
"Big Toys for Little Kids" Event	1

ACTIVITY FOR ON / OFF-DUTY OFFICERS / EVENTS

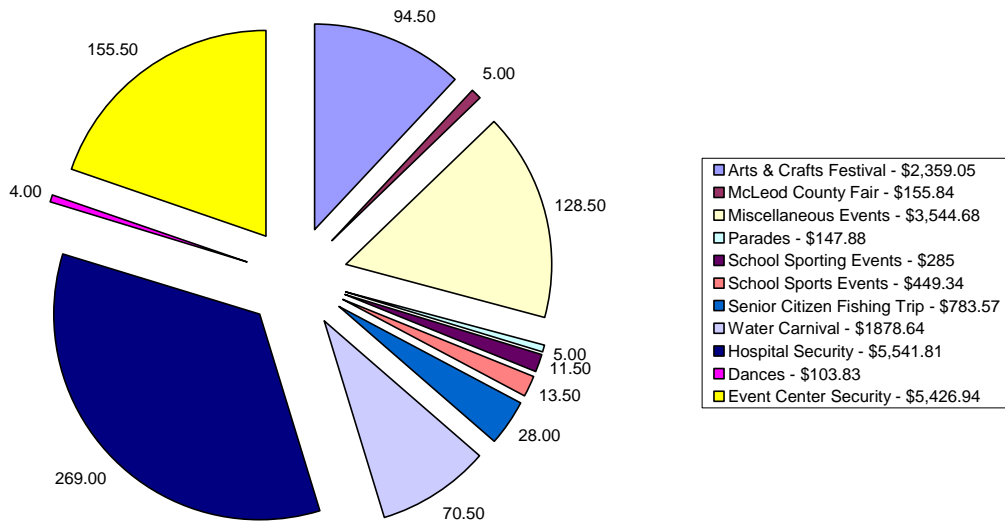
In 2008 Hutchinson Police Services provided security for 48 events held at the Event Center. The officers worked an average of five hours per event. There was a slight increase from 2007 where we provided security for 48 events. Security was also provided for 17 events at the Crow River Country Club and two events at the McLeod County Fairgrounds. The City of Hutchinson was reimbursed \$13,201.38 for security services provided in 2008. Hutchinson Police Services were involved with the following events that occurred in the City of Hutchinson in 2008.

- ☞ Jaycees Water Carnival
- ☞ Arts & Crafts Festival
- ☞ Bike & Blade Bonanza
- ☞ Chamber Bicycle Race
- ☞ Citizens Police Academy
- ☞ Dairy Days
- ☞ HHS Graduation / Prom / Homecoming Activities and Parade
- ☞ Hutchinson School District 423 sporting events
- ☞ McLeod County Fair
- ☞ McLeod Alliance Night Out
- ☞ Memorial Day parade
- ☞ National Night Out
- ☞ Dairy Queen motorcycle / classic car run
- ☞ Pet Walk
- ☞ Saturday Night Cruisers Show of Wheels
- ☞ Senior Fishing Outing
- ☞ 3M Picnic Activities
- ☞ Twins Tour
- ☞ MCAR bike Run

2008 Events - All Employees



2008 Event Hours - Patrol Only



COMMUNITY ORIENTED POLICING AND PROBLEM SOLVING (COPPS)

The Hutchinson Police Services operates under the philosophy of community policing, which requires a proactive approach to dealing with problems instead of simply responding to calls for service. On-going attention is paid to crime trends and quality of life issues, which can be indicators of criminal activity or safety problems.

One of the department goals in 2009 will be to establish semi-annual neighborhood meetings between officers and community members. The sergeant assigned to the neighborhood officer program will schedule the meetings and topics as appropriate. Any topics related to public safety may be addressed at the meetings. Twelve officers on the department are assigned to a neighborhood and are expected to be familiar with public safety issues in that area. They may be assigned to attend meetings and special events in their neighborhood.

You can find out who your neighborhood officer is by calling us at the police station or going to the department website at www.ci.hutchinson.mn.us/police. Click on neighborhood crime stats, then click on your neighborhood.

NATIONAL NIGHT OUT PROGRAM

National Night Out is held the first Tuesday of August each year. This year we organized 16 picnics throughout the city. One officer was assigned to each of the picnics. The officers and a neighborhood member were responsible for planning the picnics along with any activities. This year, as in past years, members of the Hutchinson Fire Department visited some of the picnics with a fire truck. The ambulance crews also attended a majority of the picnics.

LAW ENFORCEMENT CHAPLAIN PROGRAM

We have one active chaplain who unselfishly dedicated his time to assist us in 2008.

☞ Pastor Thor Skeie

The program is non-denominational. The chaplain's first priority is to assist with law enforcement employees and their families. They also bond with the officers and their families by participating in the National Night Out program.

Chaplains also help the general public in any way possible and are ready and willing to respond. Officers are encouraged to ask people in distress if they would like the assistance of a chaplain, as troubled persons are oftentimes interested in spiritual advice when having to cope with unpleasant situations. There is a chaplain on call 24 hours a day, seven days a week.

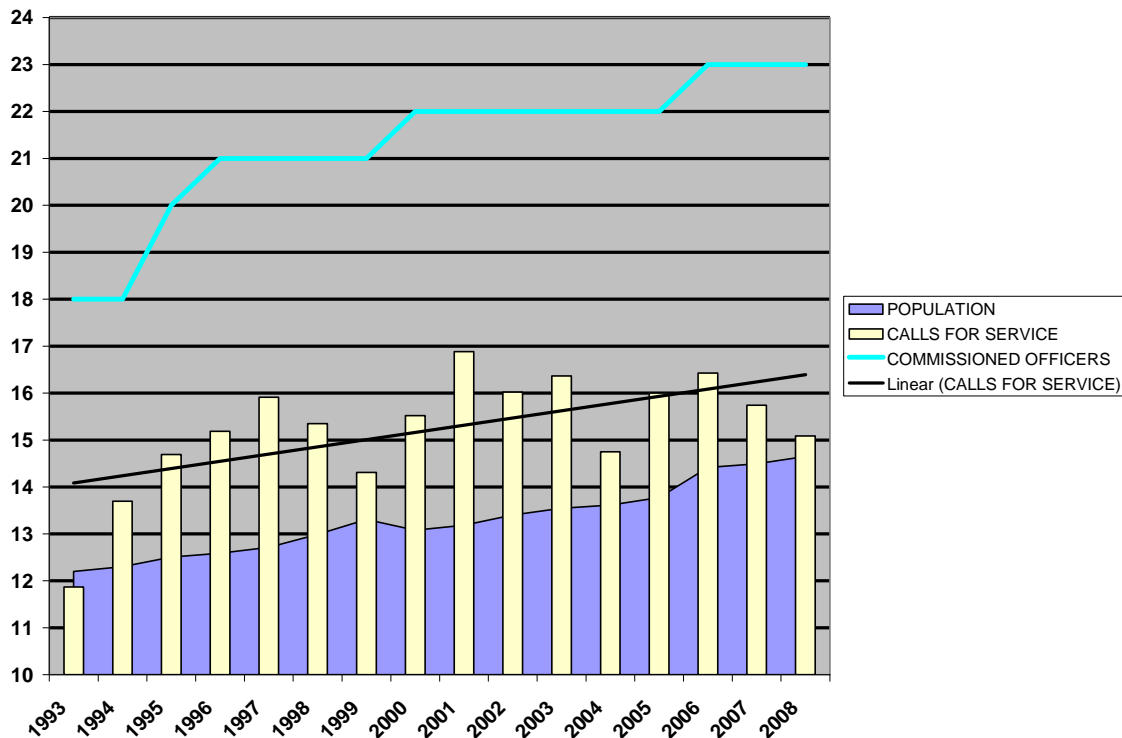
We are extremely proud of our Chaplain Program and thank Pastor Skeie for his dedication and service.

PATROL UNIT

HUTCHINSON POLICE CALLS FOR SERVICE

In 2007 the Hutchinson Police Services patrol unit responded to 15,741 calls for service. In 2008 the Hutchinson Police Services patrol units responded to 15,087 calls for service. This is a decrease of 9.5% from 2007. This is the second straight year we have experienced a 9% decrease in calls for service. In 2006, we restructured a civilian CSO position to a licensed patrol officer. This was also the year we implemented the patrol districting program. The graph below indicates the population growth compared to calls for service.

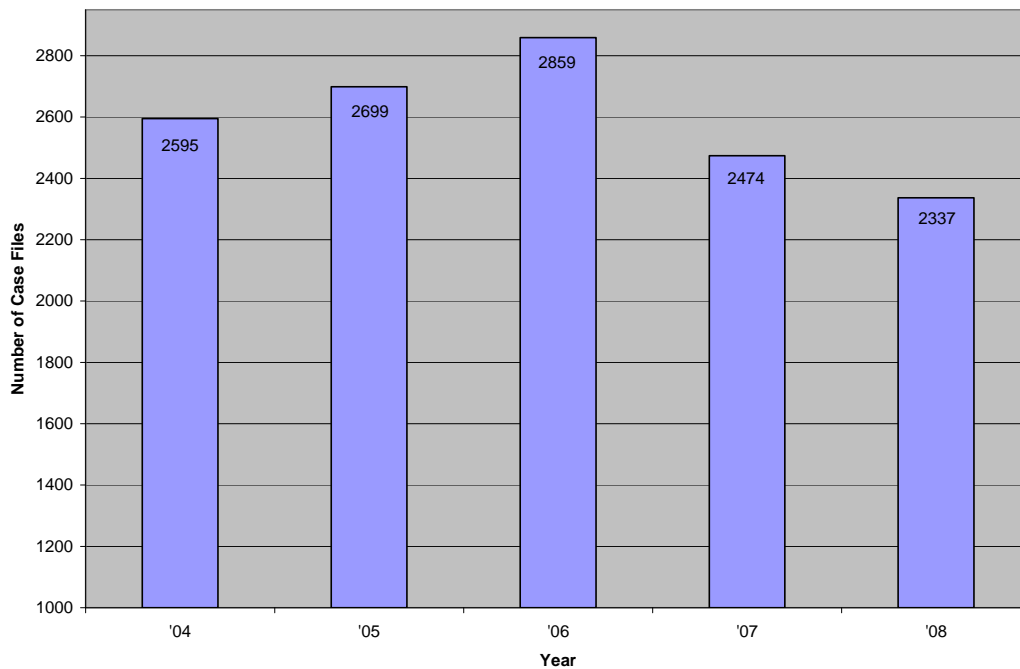
The linear line illustrates the increasing trend in calls for service based on the previous year's activity to assist us with future strategic planning.



Case Reports

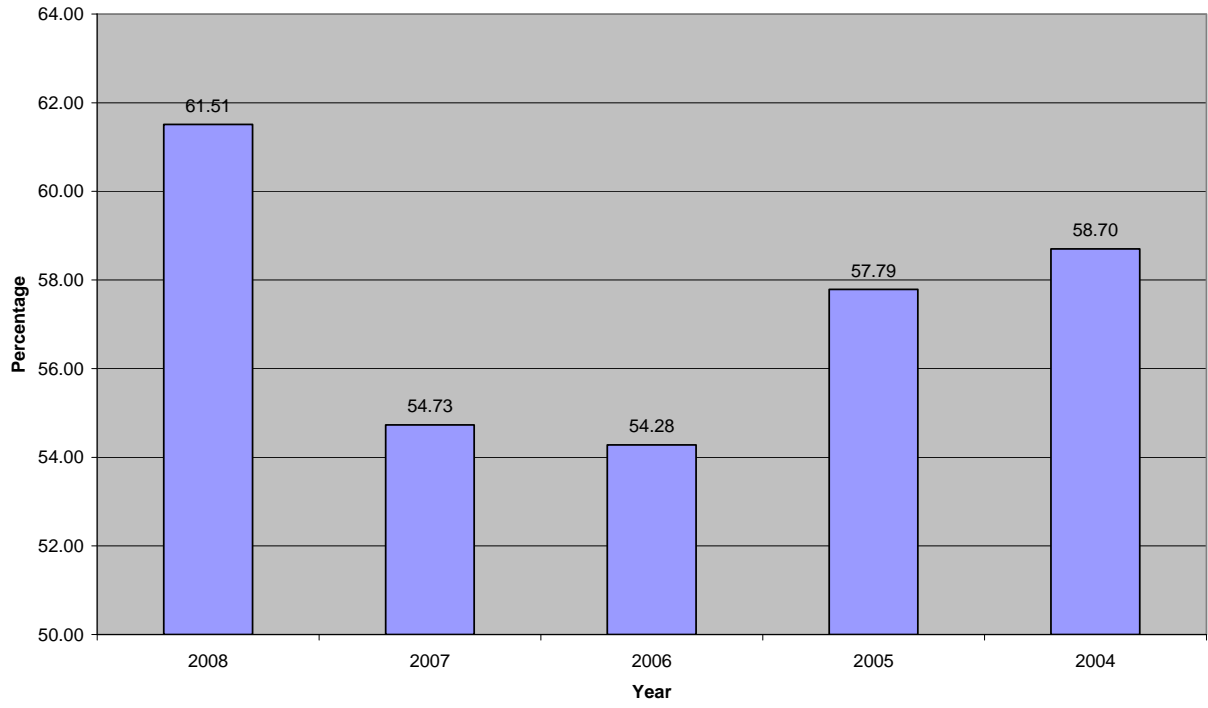
In 2008 there was a 9.5% decline in case reports from 2007 which is the lowest since 2002. In 2007, there was a 14% decline in case reports from 2006. This is a positive indicator that criminal activity was down over the past two years. The department will strive to continue this positive trend in 2009. There will be serious challenges to this goal with the down turn of the economy and increased unemployment in the Hutchinson area.

5 Year Case Number Comparison
(Decrease in case numbers is due to procedural changes)



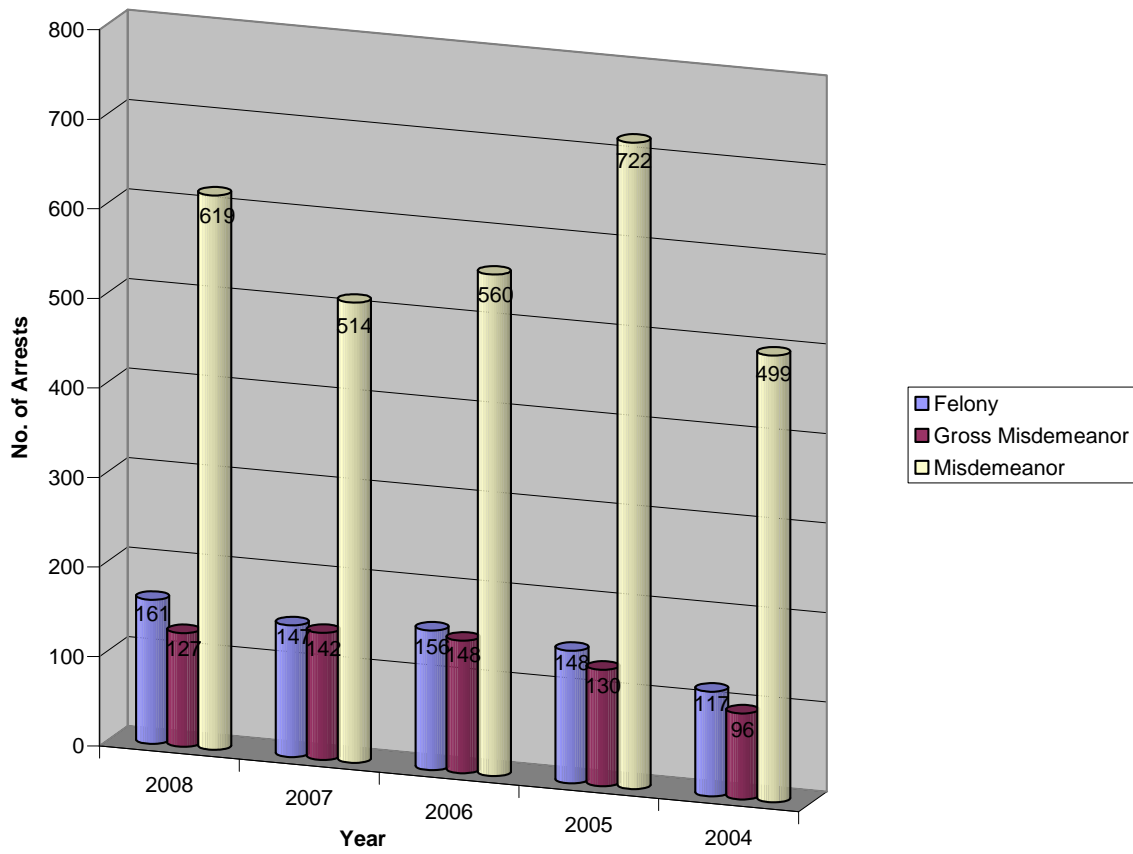
	<u>2008</u>	<u>2007</u>	<u>2006</u>	<u>2005</u>	<u>2004</u>
INCIDENTS	15,087	15,741	16,425	15,923	14,748
ARRESTS	907	803	864	789	712
BURGLARIES	42	82	76	61	79
NSF CHECKS	40	44	55	68	76
THEFTS	365	398	426	365	259
DOMESTICS	142	154	213	203	106
Arrests	66	54	68	71	23
Reports/Assist	76	100	145	132	83
D.U.I	83	135	113	121	100
Misdemeanor	41	76	66	66	60
Gross Misdemeanor	40	55	45	53	39
Felony	2	4	2	2	1
SHOPLIFTING	101	68	56	53	69
Juvenile	38	24	20	17	22
Adult	63	44	36	36	47
ACCIDENTS	323	415	407	458	408
Fatality	0	0	1	1	1
Property Damage	247	296	282	332	291
Personal Injury	12	30	30	29	39
Hit & Run	64	89	94	97	77
DETOX/MENTAL HEALTH	59	64	78	64	85
CITATIONS - OVERALL	1,280	1,403	1,400	2,109	1,397
Seatbelt	103	130	151	177	66
Parking	86	148	65	46	99
Fail/Yield to Pedestrian	1	2	4	0	4
WARNINGS - OVERALL	2,131	1,901	1,809	1,740	2,432

**Incidents Reportable to the State
Total Cleared Percentage - 5 Year Comparison**



Arrests

5 Year Comparison - Arrest by Level



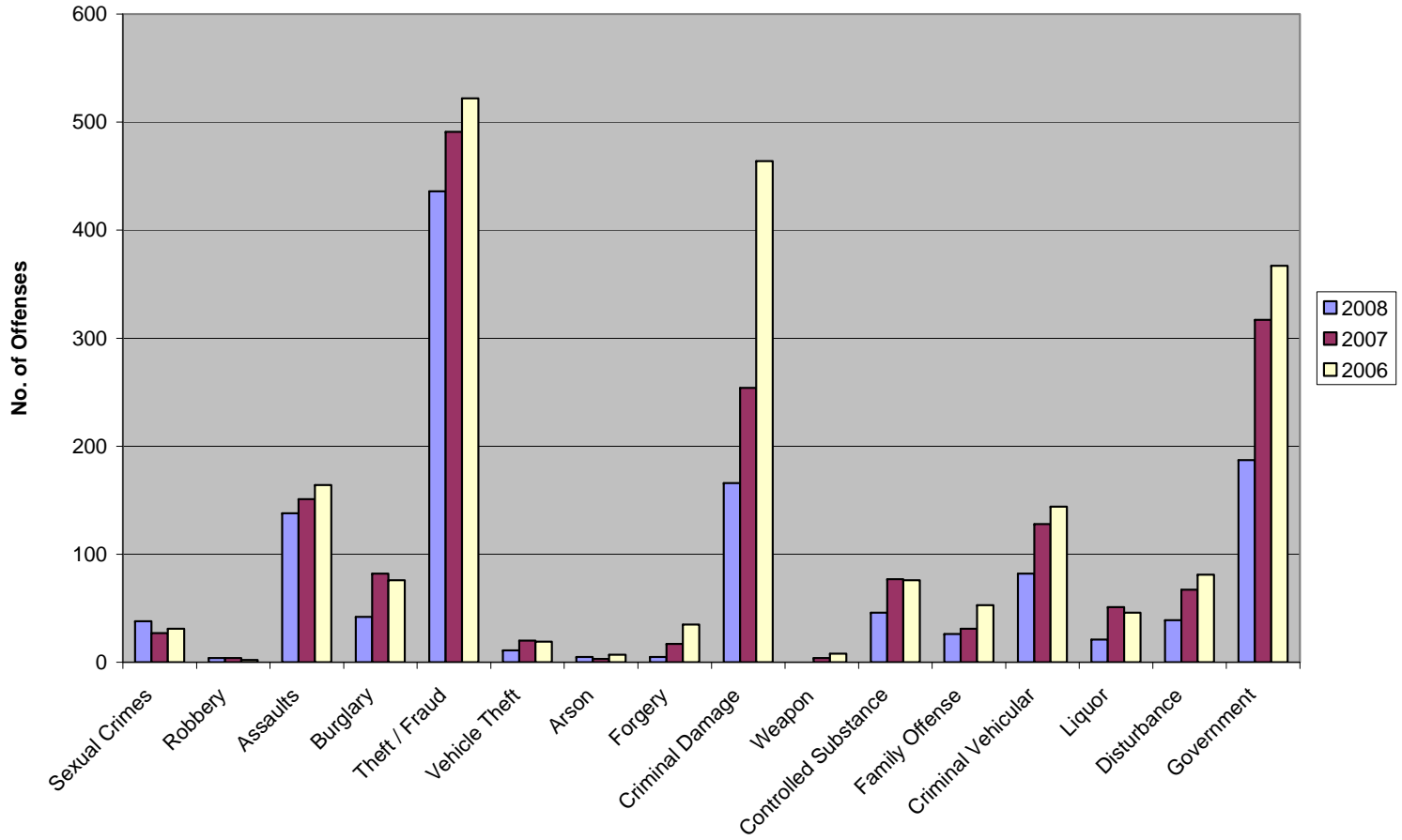
ARRESTS
Total Offense Charges by Level

	<u>2008</u>	<u>2007</u>	<u>2006</u>
Felony	161	147	156
Gross Misdemeanor	127	142	148
Misdemeanor	<u>619</u>	<u>514</u>	<u>560</u>
TOTAL	907	803	864

REPORTED OFFENSES BY UNIFORM CRIME REPORTING CATEGORIES

<u>Offense Type</u>	<u>2008</u> <u>Offenses</u>	<u>2007</u> <u>Offenses</u>	<u>2006</u> <u>Offenses</u>
Homicide (01)	0	0	0
Forcible Rape (02)	21	10	8
Robbery (03)	4	4	2
Aggravated Assault (04)	12	23	25
Burglary (05)	42	82	76
Theft (06)	365	398	426
Theft Vehicle (07)	11	20	19
Arson (08)	5	3	7
Other Assault (09)	126	128	139
Forgery (10)	5	17	35
Fraud (11)	68	83	84
Theft – Embezzlement (12)	0	0	0
Stolen Property (13)	3	10	12
Criminal Damage (14)	166	254	464
Weapon (15)	0	4	8
Prostitution (16)	0	0	0
Criminal Sexual (17)	17	17	23
Controlled Substance (18)	46	77	76
Gambling (19)	0	0	0
Family Offense (20)	26	31	53
Crime Vehicular (21)	82	128	144
Liquor (22)	21	51	46
Disturbance (24)	39	67	81
Disturbance – Vagrancy (25)	0	0	0
Government (26)	187	317	367
Non Criminal Incidents	<u>1,089</u>	<u>1,331</u>	<u>1,421</u>
TOTAL	2,335	3,055	3,516

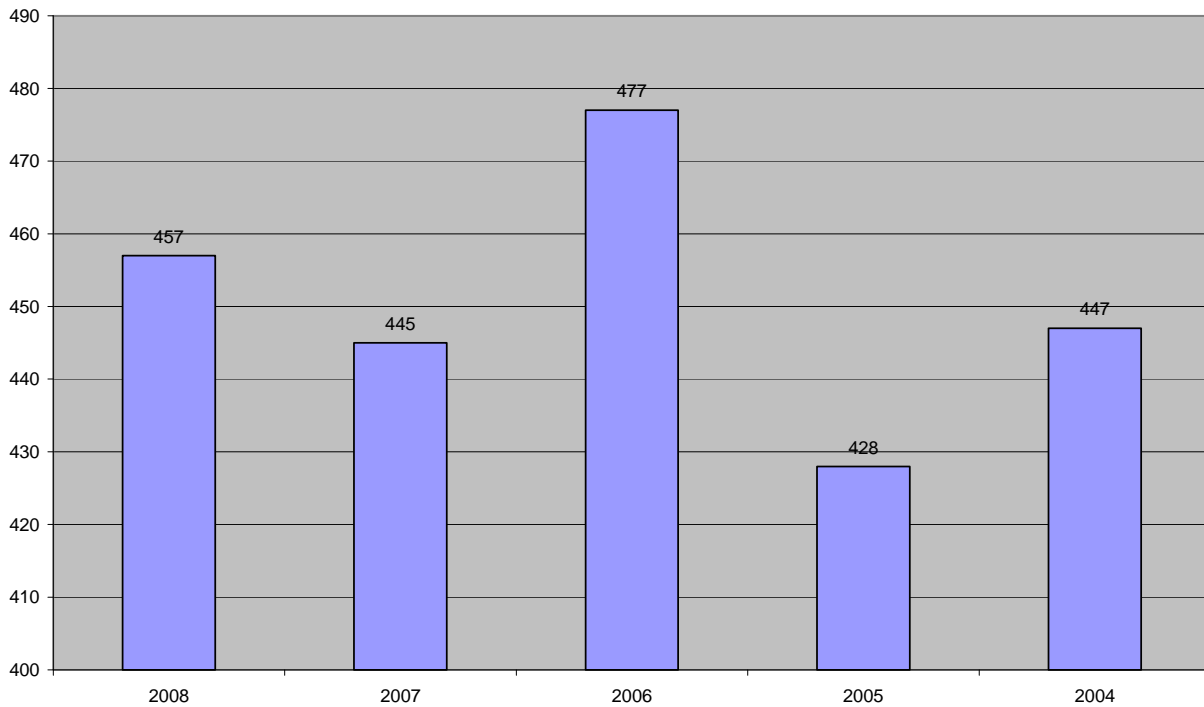
3-Year Major Offense Comparison



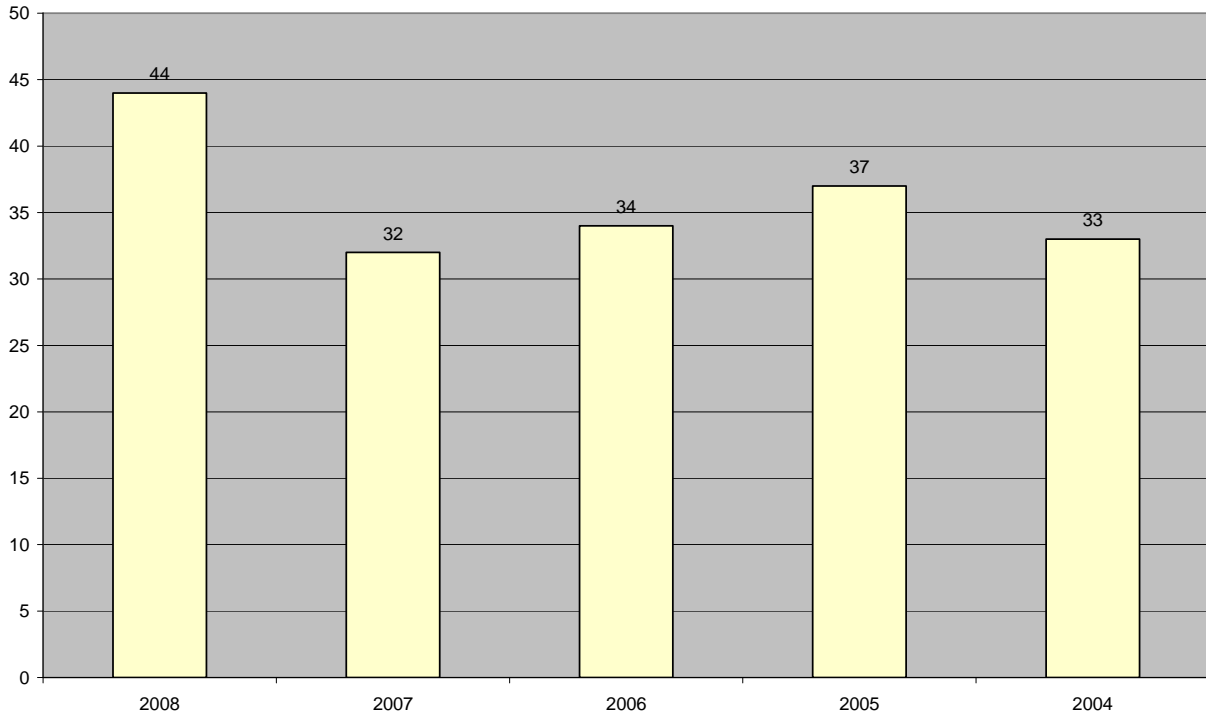
Part I / Part II Offenses

<u>Part I Offenses</u>	<u>2008</u>	<u>2007</u>	<u>2006</u>
Criminal Homicide	0	0	0
Forcible Rape	21	10	8
Robbery	4	4	2
Aggravated Assault	12	23	25
Burglary	42	82	76
Larceny – Theft (except MV Theft)	365	398	426
Motor Vehicle Theft	11	20	19
Arson	5	3	7
TOTAL	460	540	563

Total Actual Offenses - Part 1 Crimes
5 Year Comparison

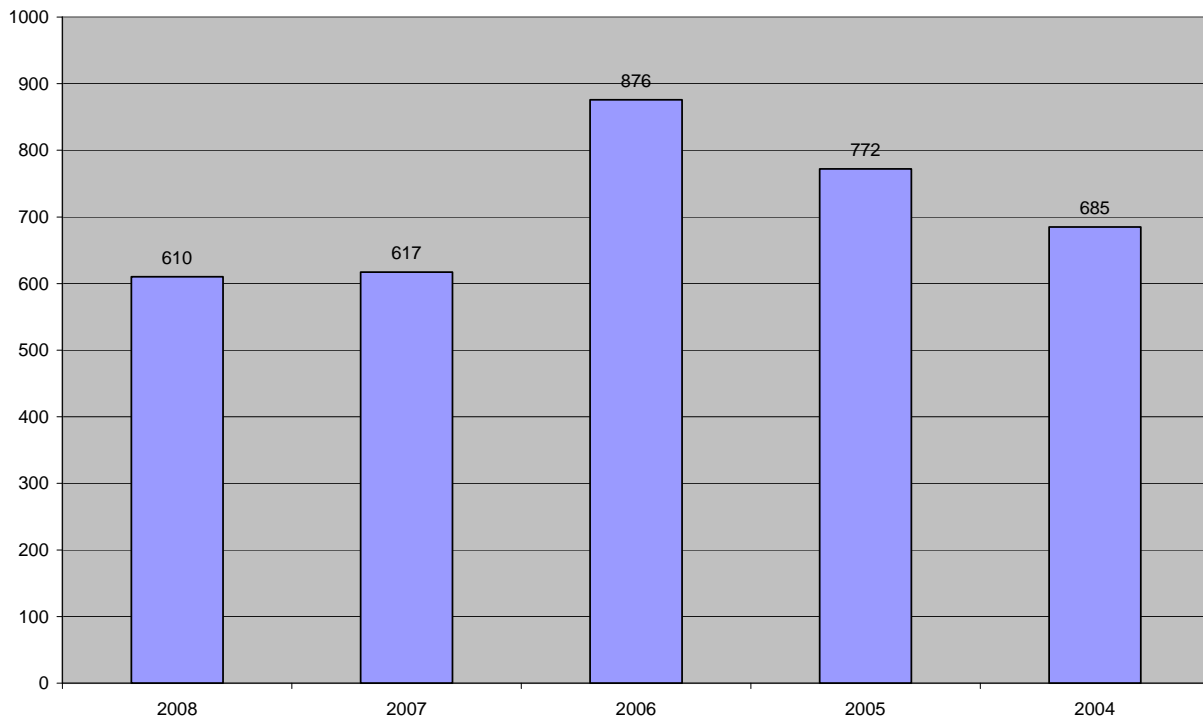


Total Offenses Cleared by Arrest Percentage - Part 1
5 Year Comparison

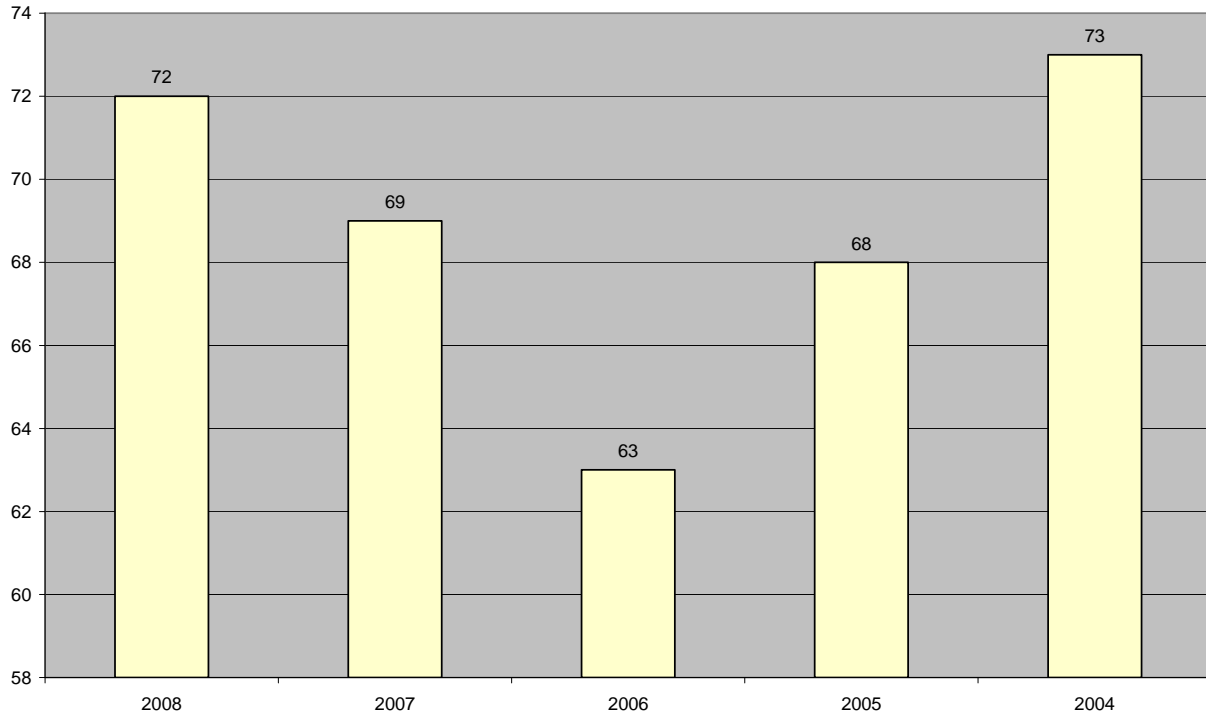


Part II Offenses	2008	2007	2006
Other Assaults	126	128	139
Forgery & Counterfeiting	5	17	35
Fraud	68	83	84
Embezzlement	0	0	0
Stolen Property: Buying, Receiving, Possessing	3	10	12
Vandalism	166	254	464
Weapons: Carrying, Possessing, etc	0	4	8
Prostitution & Commercialized Vice	0	0	0
Sex Offenses	17	17	23
Drug Abuse Violations	46	77	76
Gambling	0	0	0
Offenses Against the Family & Children	26	31	53
Driving Under the Influence	82	128	144
Liquor Laws	21	51	46
Drunkenness	0	0	0
Disorderly Conduct	39	67	81
Vagrancy	0	0	0
All Other Offenses	187	317	367
TOTAL	786	1,184	1,532

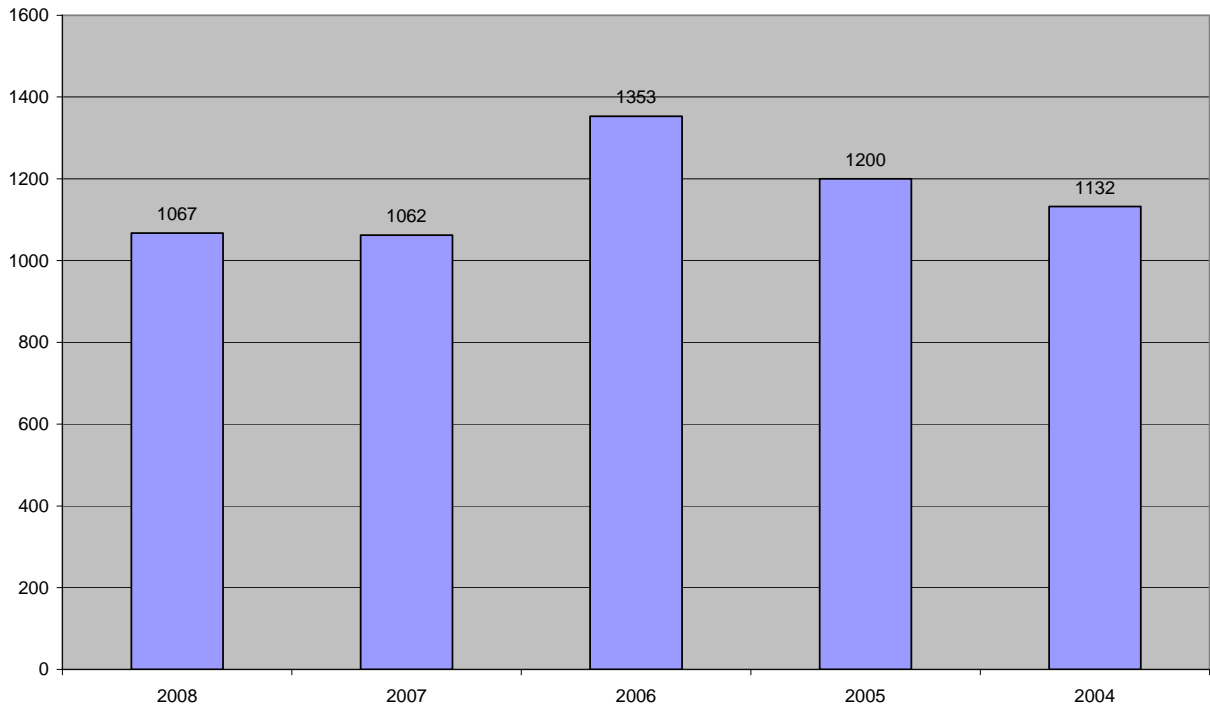
Total Acutal Offenses - Part 2 Crimes
5 Year Comparison



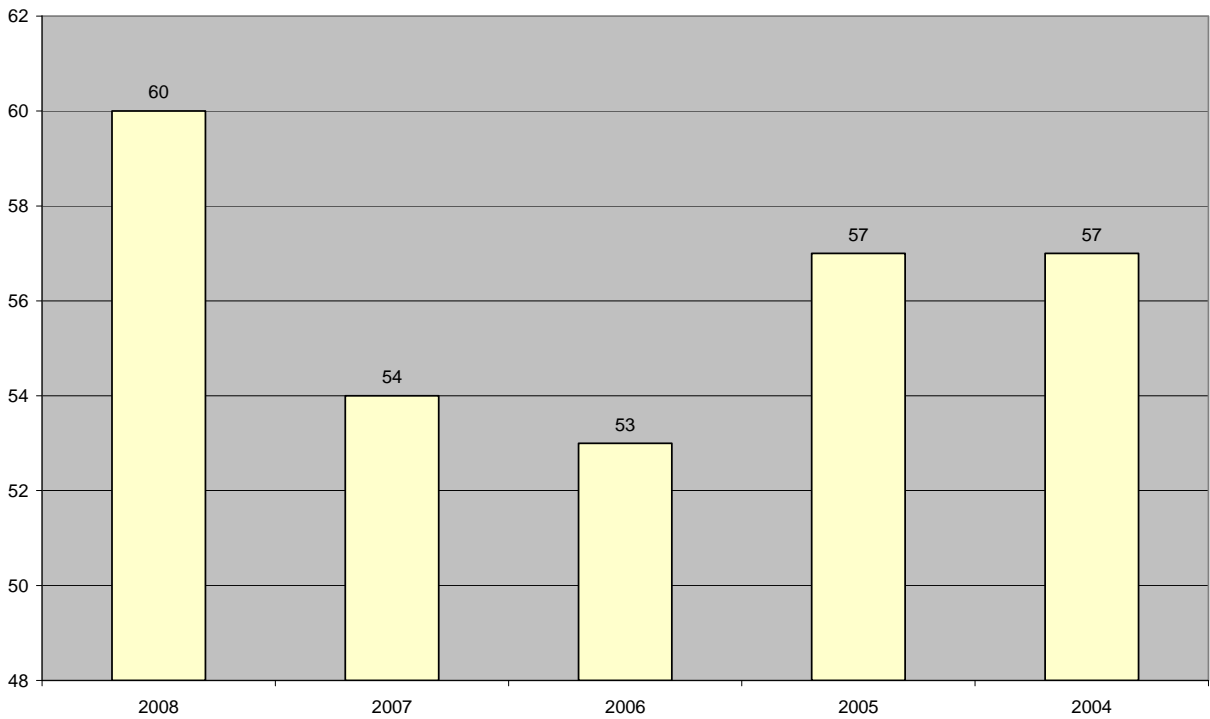
Total Offenses Cleared by Arrest Percentage - Part 2 Crimes
5 Year Comparison



**Total Acutal Offenses - Grand Total
5 Year Comparison**

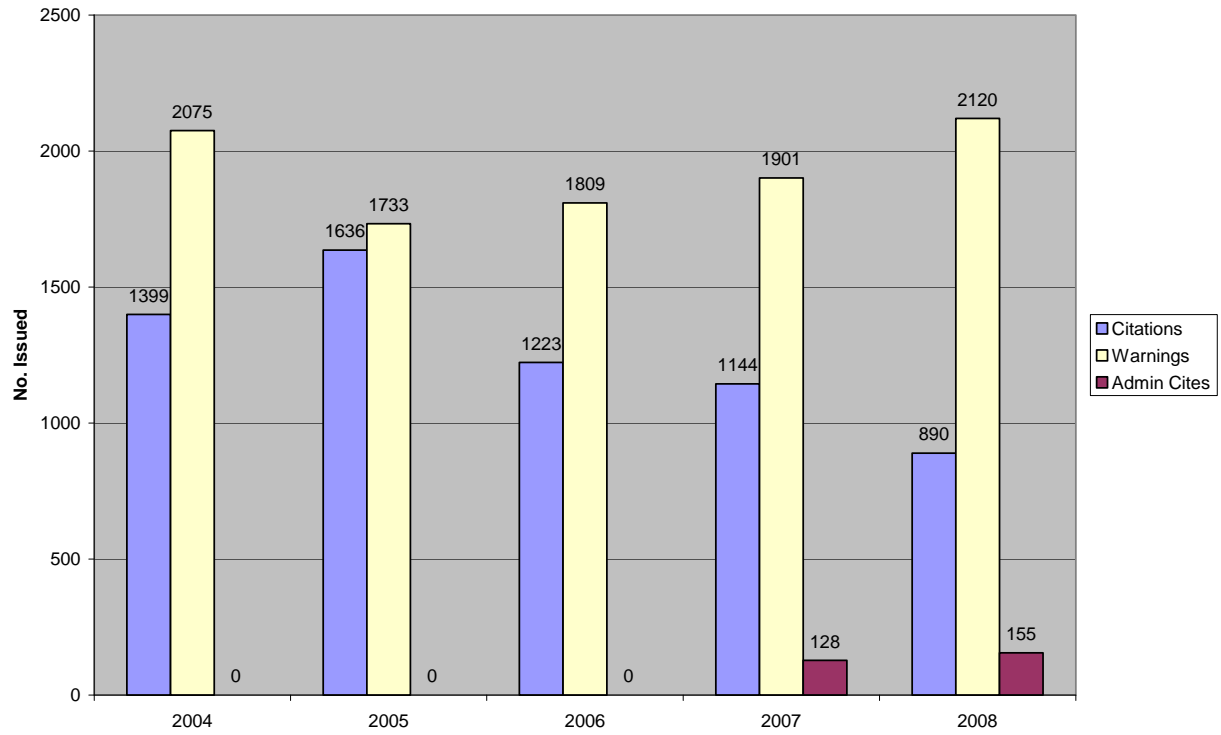


**Total Offenses Cleared by Arrest Percentage
5 Year Comparison**

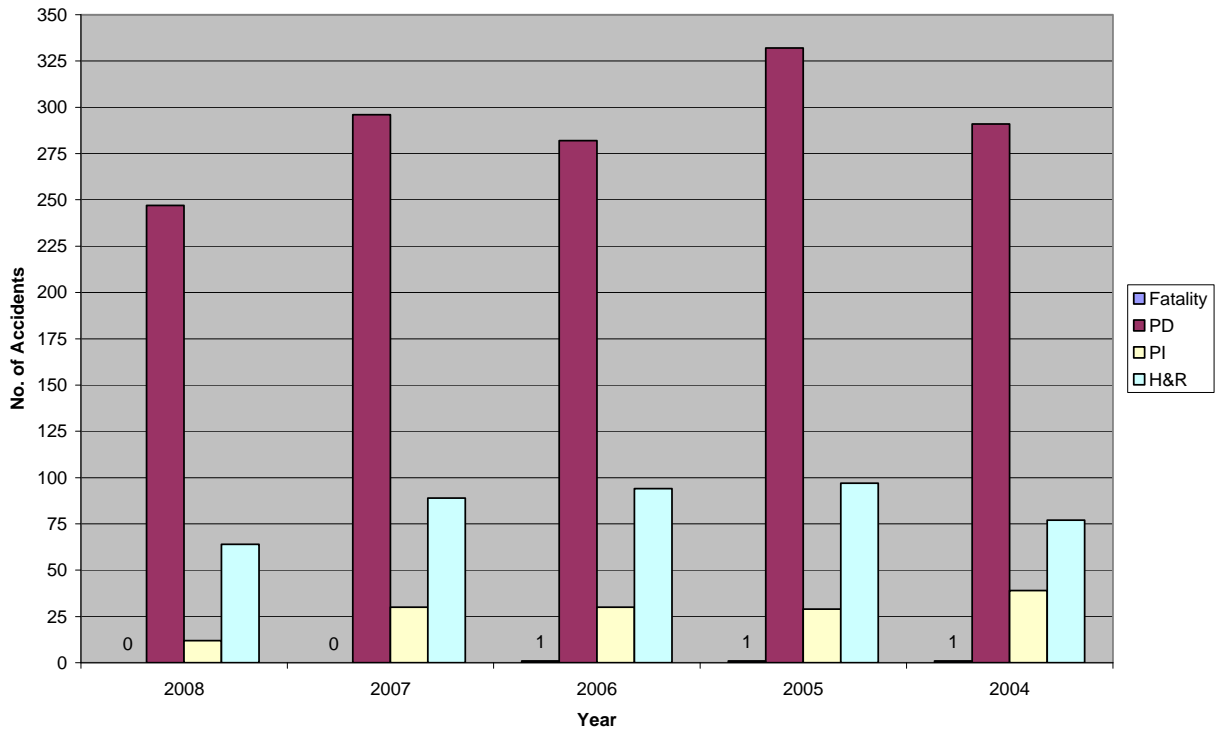


TRAFFIC CITATIONS / WARNINGS

5-Year Comparison for Citations & Warnings

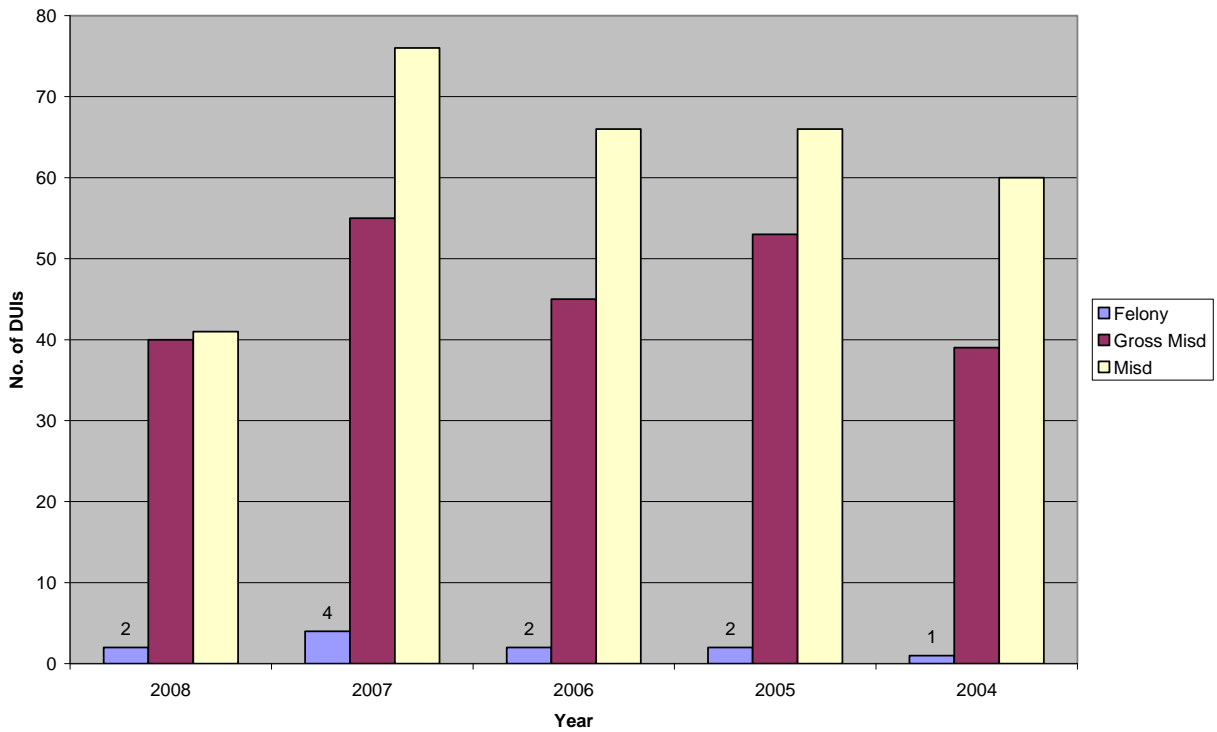


5 Year Comparison - Accidents by Type

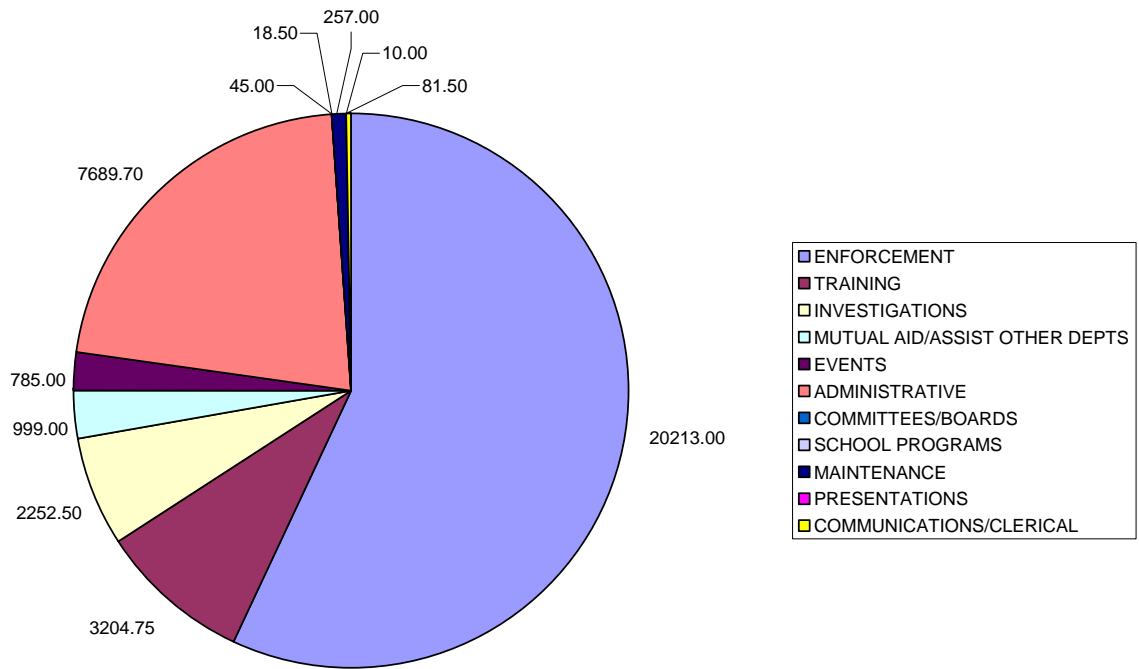


PD: Property Damage Collisions
PI: Personal Injury Collisions
H&R: Hit and Run Collisions

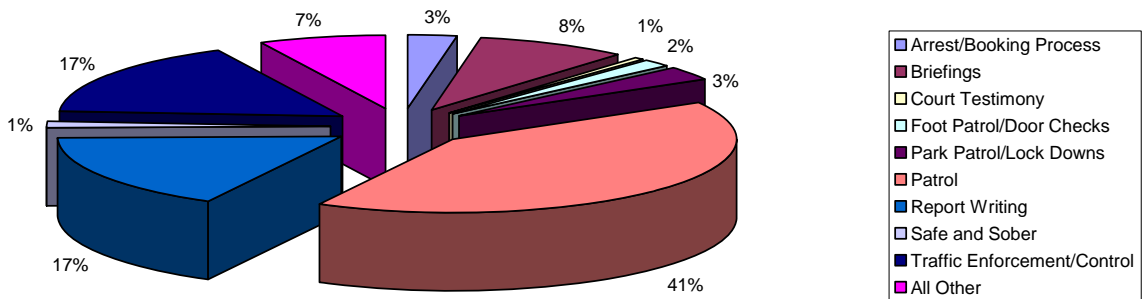
5 Year Comparison - DUI by Level



2008 Officer Activity by Code - Patrol Only



2008 Select Enforcement Code Hours - Patrol Only



Communication Center

The Hutchinson Police Services Communication Center is in operation 24 hours a day seven days a week with five full-time and one part-time communication specialists. In addition to dispatching calls for service, the communication specialists are the initial point of contact at our service window. They are also responsible for the majority of our data entry, and receiving and directing administrative telephone calls.

In 2008 the Hutchinson Police Services Communication Center received **4,330 Emergency 911 calls** in comparison to **4,035 calls in 2007**. We also received **38,879 incoming non-emergency calls** and made another **35,211 outgoing calls or transfers**. The communication staff provided service to an estimated **7,000 individuals in the police station lobby**.

The Hutchinson Police Services Communication Center has the capability of operating all aspects of emergency services for all of McLeod County. This redundancy in emergency services ensures the City of Hutchinson and McLeod County will have uninterrupted emergency service in the event one of the centers is disabled.

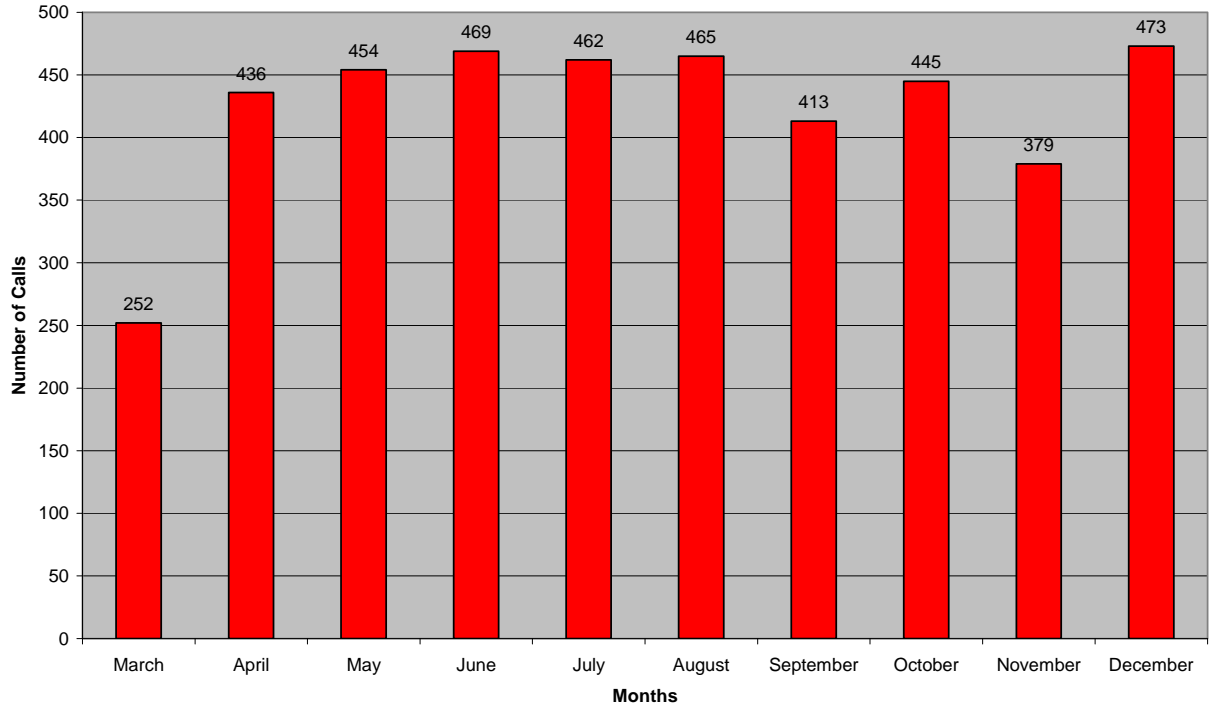
In 2008, we implemented a new telephone recording system which has provided us with an exciting opportunity to evaluate our Communication Center in a manner not possible before. We are now able to accurately determine the exact number of non-emergency telephone calls into the police department and the number of outgoing calls in the course of a year. Based on the system's ability to collect data we will now establish new goals and objectives for our Communication Center to better evaluate response efficiencies for emergency and non-emergency calls.

RESPONSE TIMES

In **2008** we tracked the response times for priority one incidents and all medical calls. We averaged **3 minutes 58 seconds** from the time the 911 call came into the Communication Center to officer arrival, and **2 minutes 15 seconds from the time of dispatch to arrival**. In **2007** we averaged **2 minutes 35 seconds from the time of dispatch to the arrival** of the first officer on scene for priority one incidents. We will continue to track this measurement through our new telephone recording system.

911 Calls

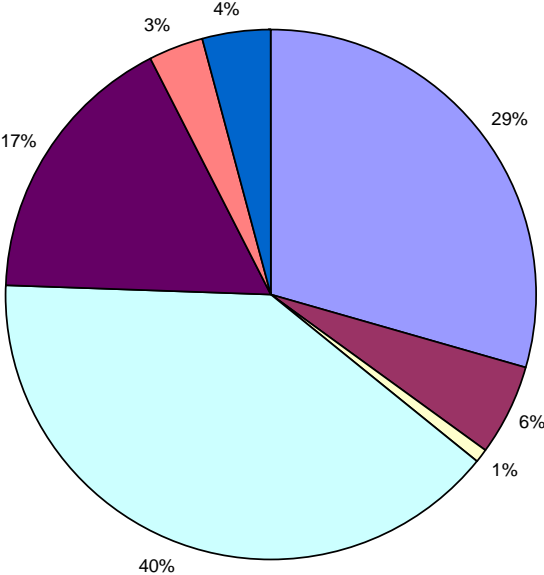
(Higher Ground Software was begun on March 13, 2009 - Estimate 5,328 Total Calls)



General Investigator

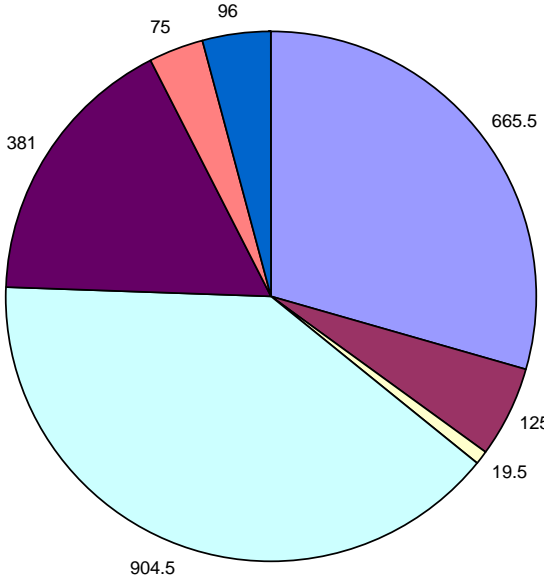
**General Investigator 2008
Work Distribution by Percentage**

- Investigations
- Training
- Court Testimony
- Supplement Patrol
- Crim/Background Investigations
- Emergency Medical Response
- Other



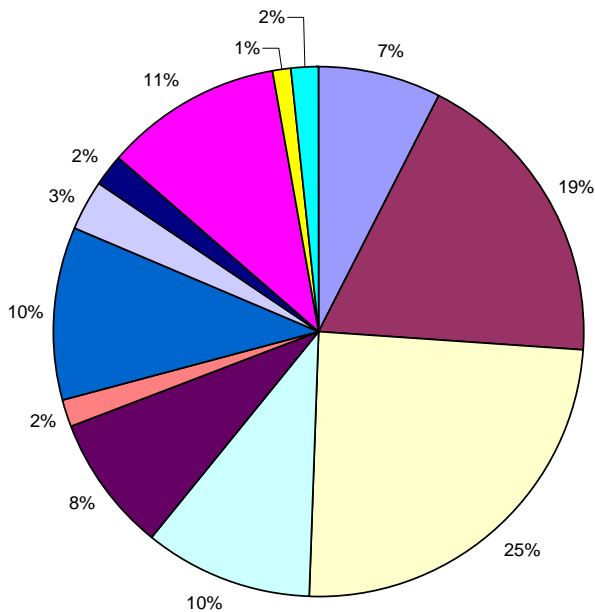
**General Investigator 2008
Work Distribution by Hours**

- Investigations
- Training
- Court Testimony
- Supplement Patrol
- Crim/Background Investigations
- Emergency Medical Response
- Other

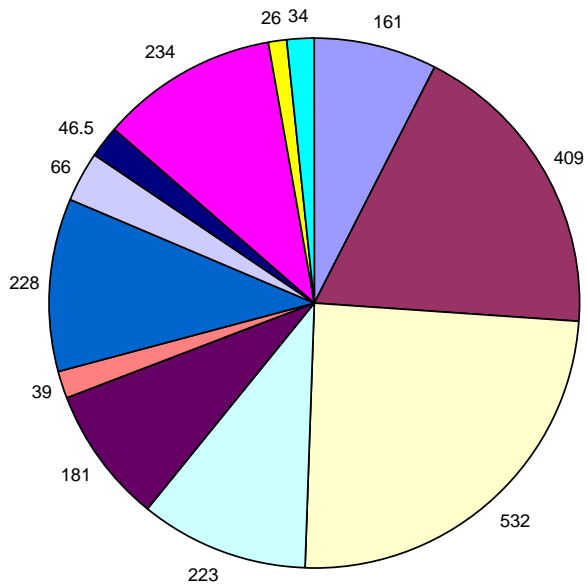


School Liaison Program

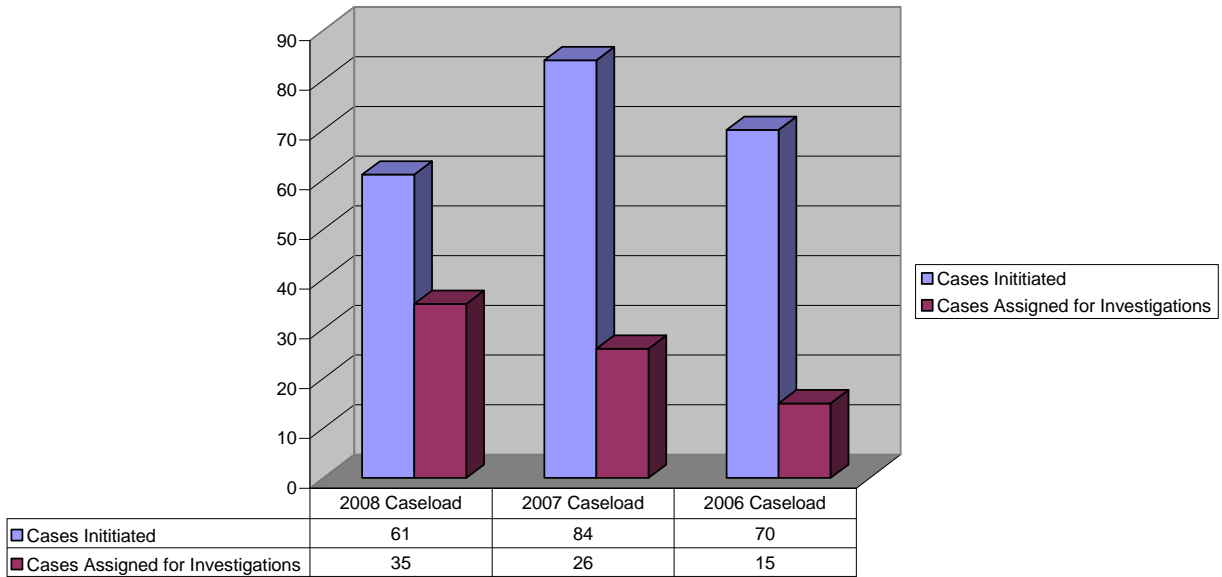
**School Liaison Officer 2008
Work Distribution by Percentage**



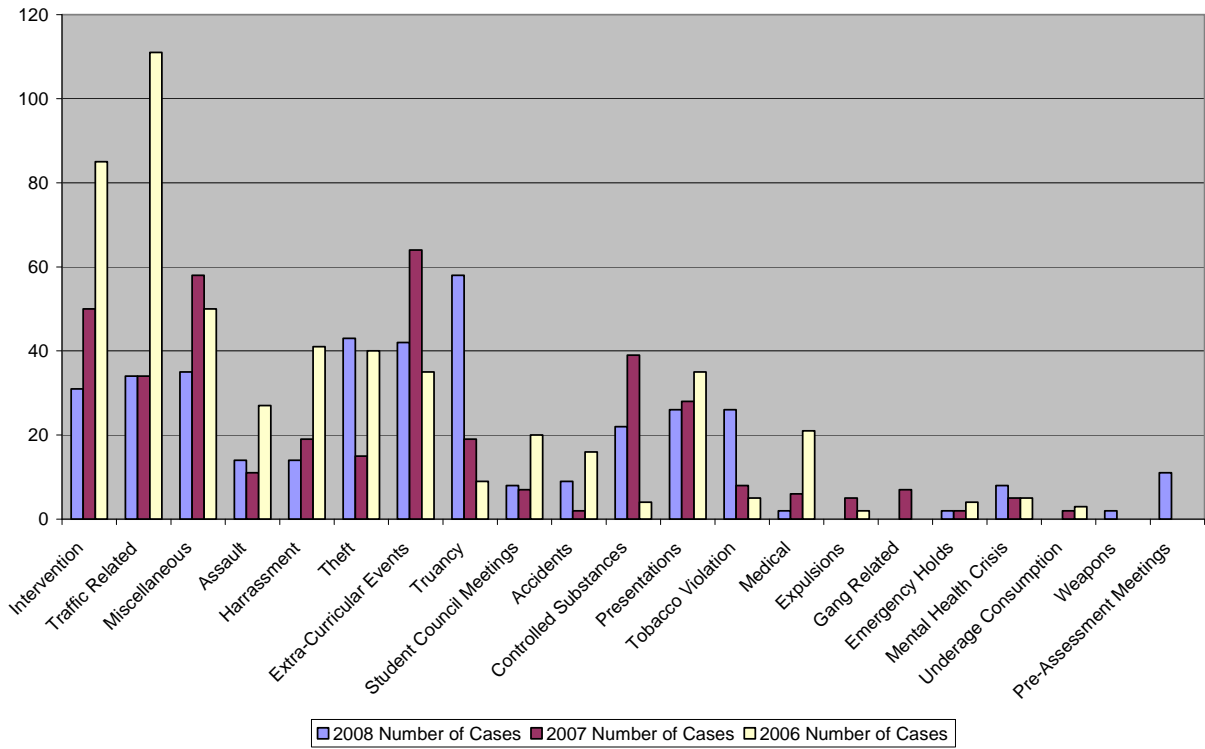
**School Liaison Officer 2008
Work Distribution by Hours**



School Liaison Officer Caseload 3-year Comparison

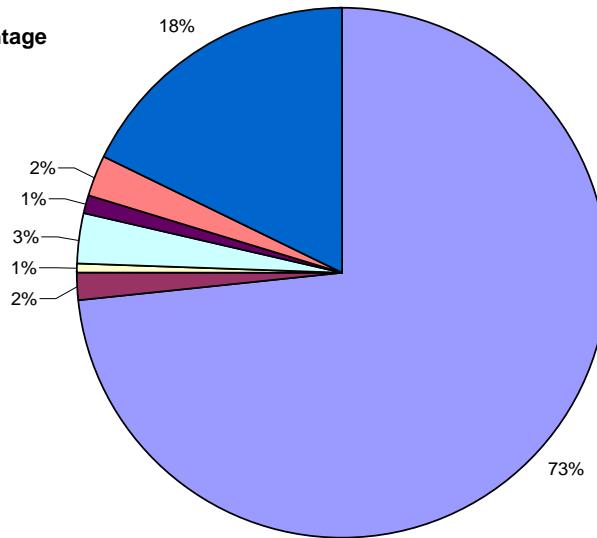
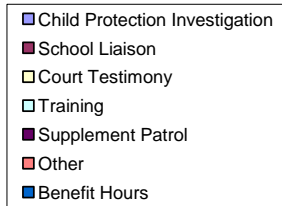


2006-08 School Liaison Program 3-year Comparison

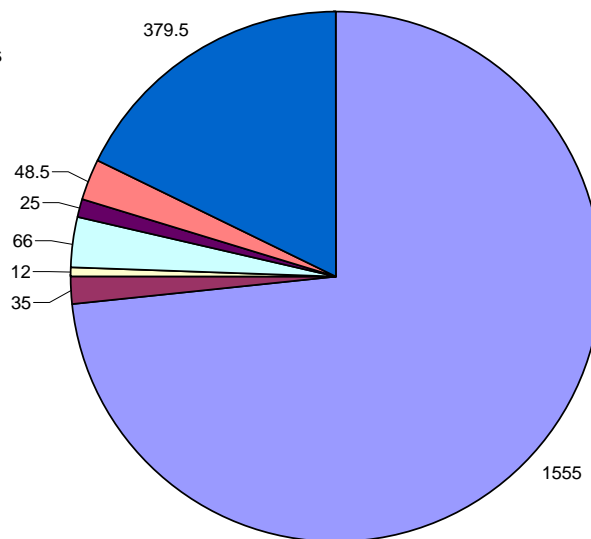
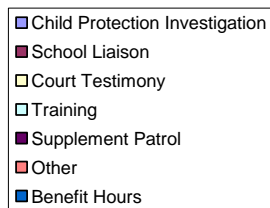


Child Protection Position

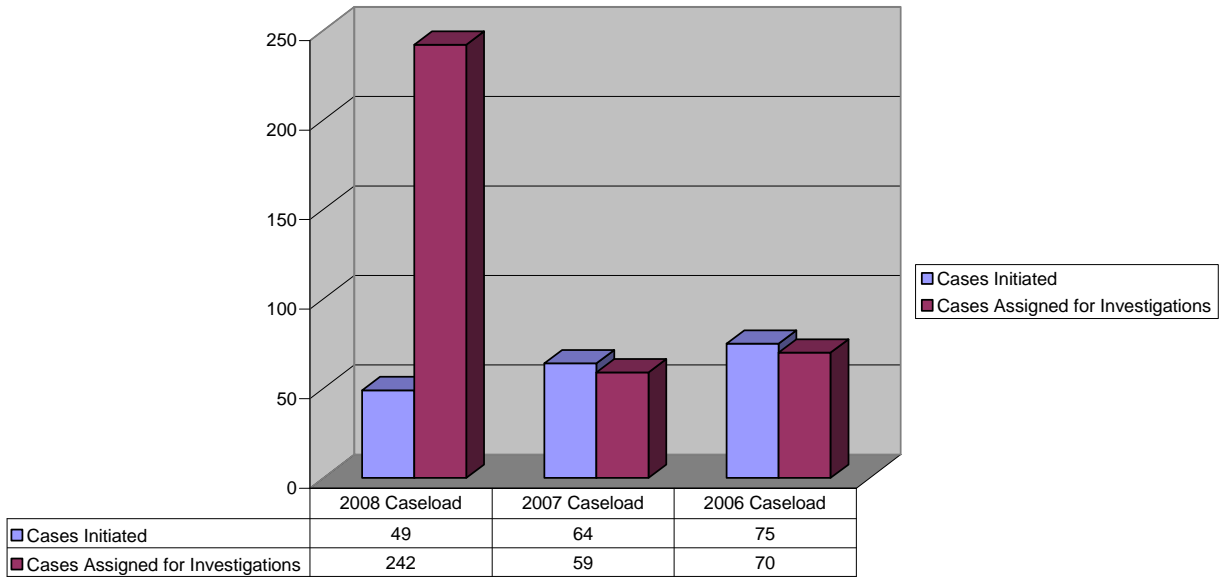
**Child Protection Investigator
2008 Work Distribution by Percentage**



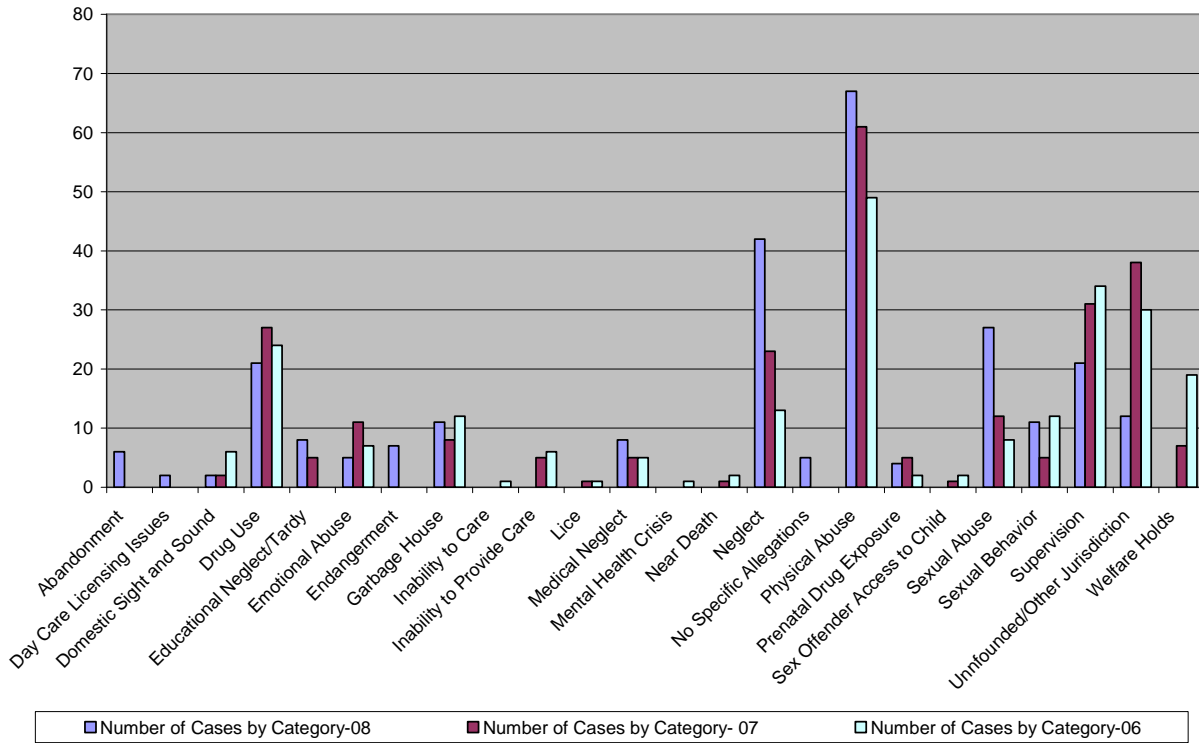
**Child Protection Investigator
2008 Work Distribution by Hours**



Child Protection Investigator Caseload 3-year Comparison

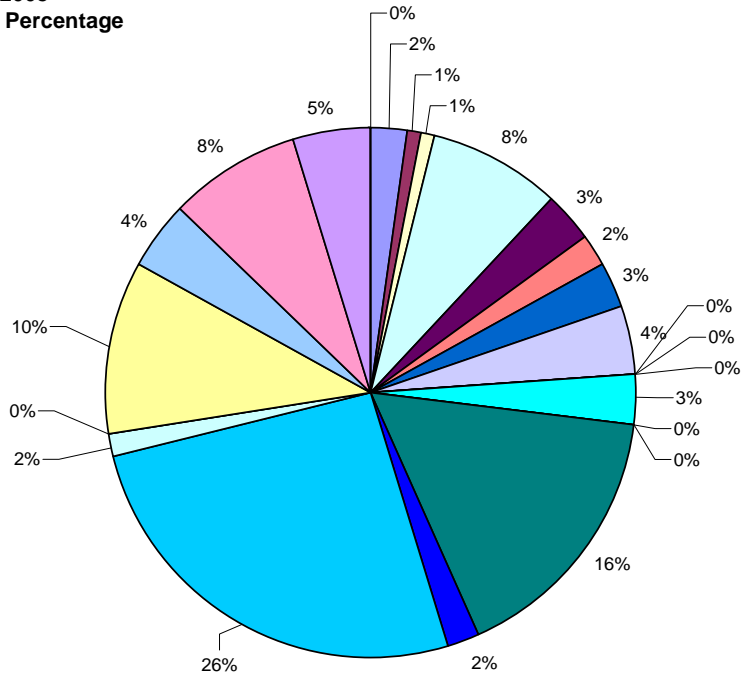


Child Protection Cases 2006-08: 3-year Comparison



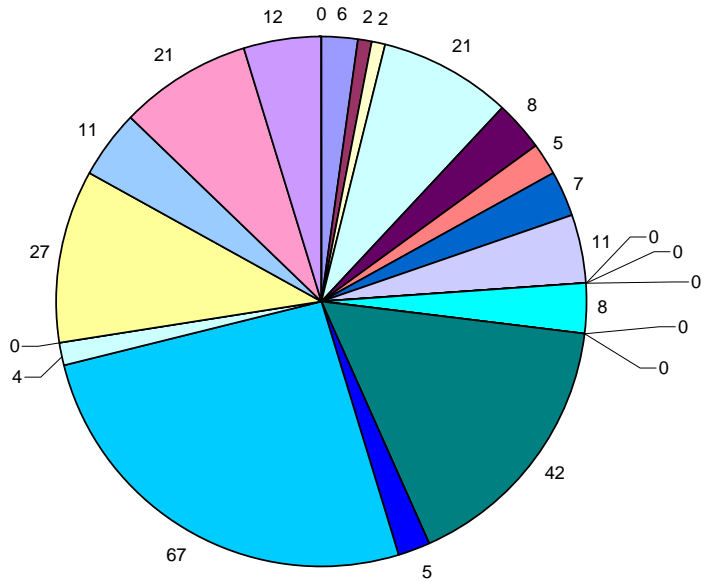
Child Protection Cases 2008
Total Number of Cases/Intakes Percentage

- Abandonment
- Day Care Licensing Issues
- Domestic Sight and Sound
- Drug Use
- Educational Neglect/Tardy
- Emotional Abuse
- Endangerment
- Garbage House
- Inability to Care
- Inability to Provide Care
- Lice
- Medical Neglect
- Mental Health Crisis
- Near Death
- Neglect
- No Specific Allegations
- Physical Abuse
- Prenatal Drug Exposure
- Sex Offender Access to Child
- Sexual Abuse
- Sexual Behavior
- Supervision
- Unfounded/Other Jurisdiction
- Welfare Holds



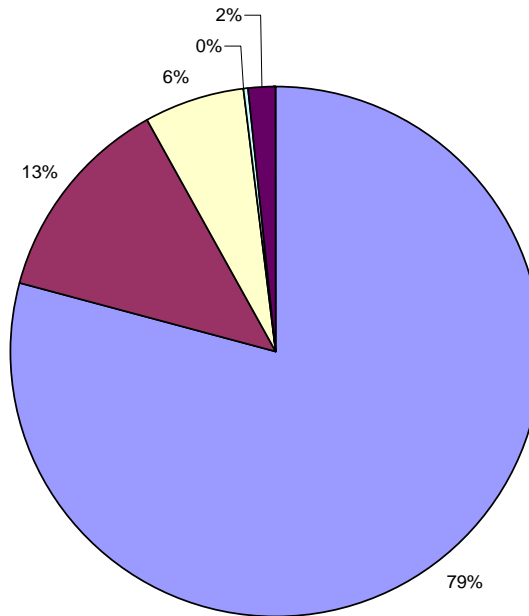

Child Protection 2008
Total Number of Cases/Intakes: 259

- Abandonment
- Day Care Licensing Issues
- Domestic Sight and Sound
- Drug Use
- Educational Neglect/Tardy
- Emotional Abuse
- Endangerment
- Garbage House
- Inability to Care
- Inability to Provide Care
- Lice
- Medical Neglect
- Mental Health Crisis
- Near Death
- Neglect
- No Specific Allegations
- Physical Abuse
- Prenatal Drug Exposure
- Sex Offender Access to Child
- Sexual Abuse
- Sexual Behavior
- Supervision
- Unfounded/Other Jurisdiction
- Welfare Holds

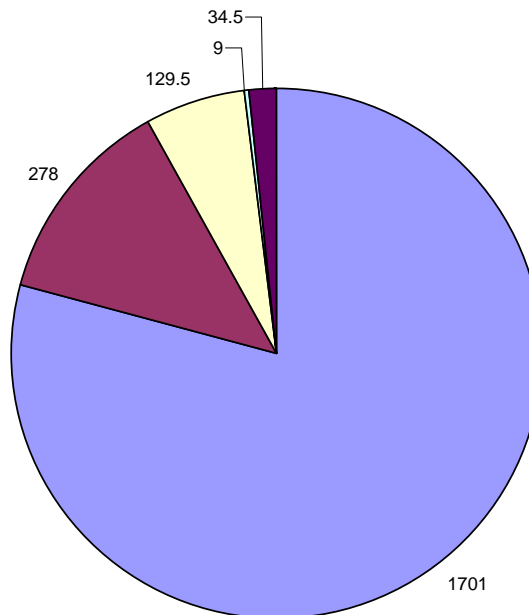



Special Investigator

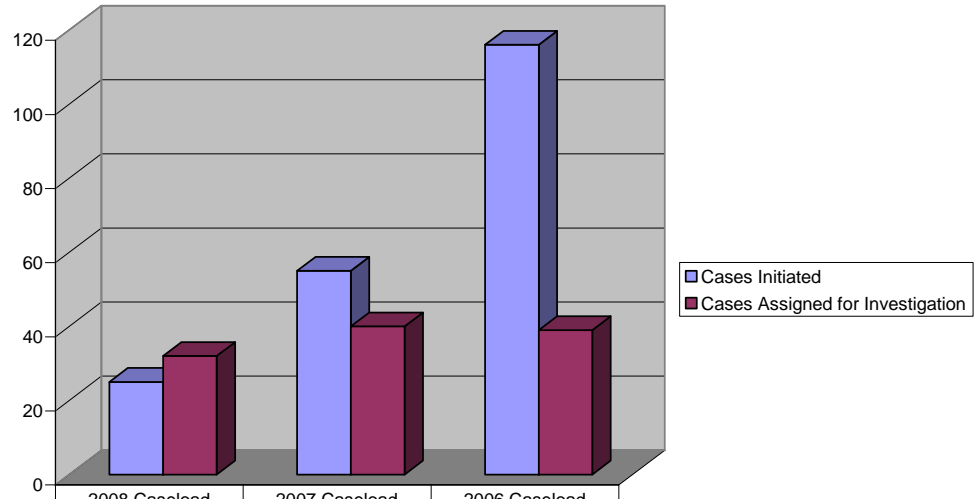
**Special Investigator/SWMDTF Agent
2008 Work Distribution by Percentage**



**Special Investigator/SWMDTF Agent
2008 Work Distribution by Hours**



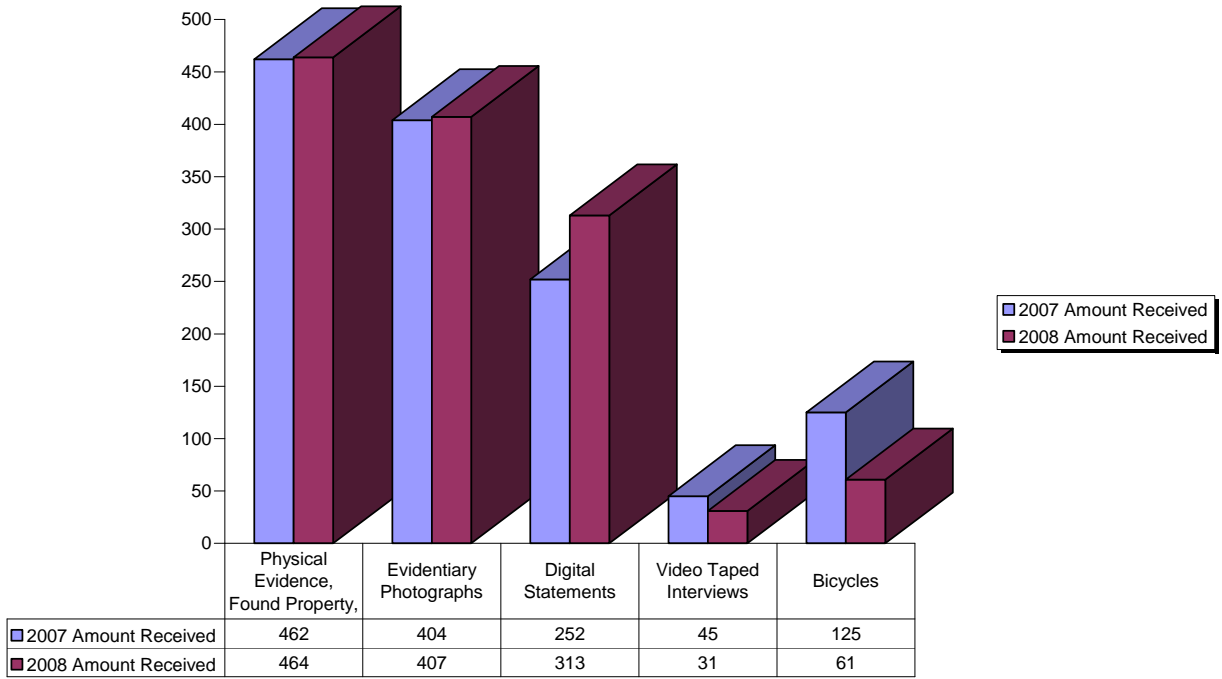
Special Investigator/SWMDTF Agent Caseload 3-year Comparison
(These figures to not reflect cases outside local jurisdiction)



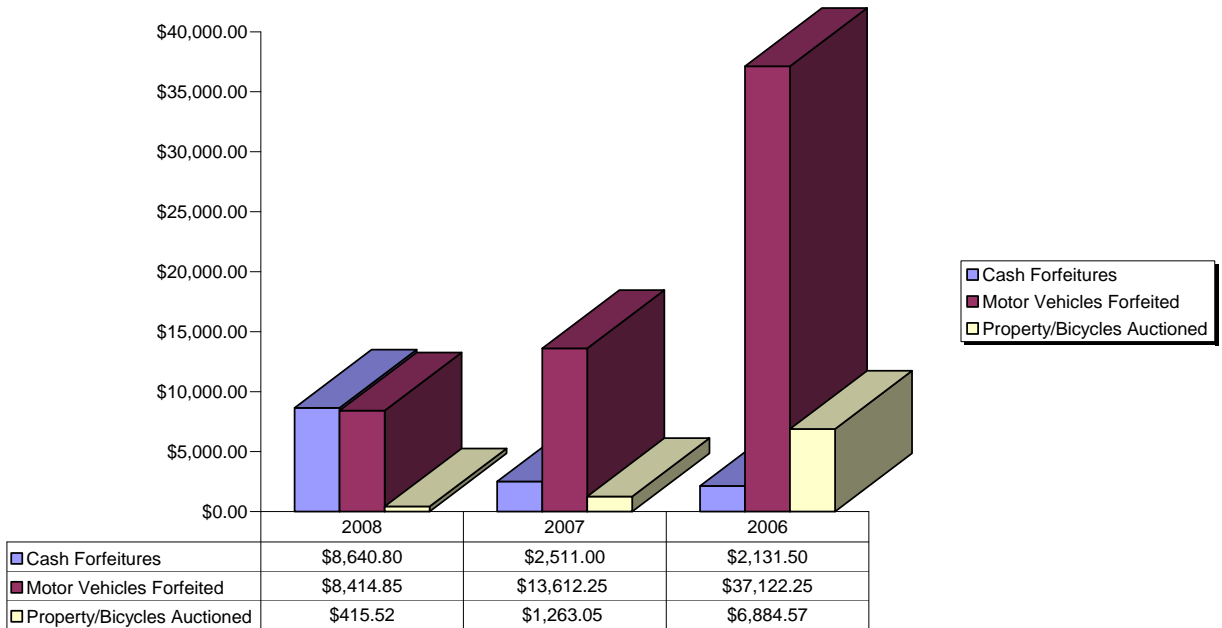
	2008 Caseload	2007 Caseload	2006 Caseload
Cases Initiated	25	55	116
Cases Assigned for Investigation	32	40	39

FORFEITURES

Property Intake 2007-08 2-year Comparison



Department Revenues (Auction/Forfeiture) 2006-08 3-year Comparison



SPECIAL RESPONSE TEAM (SRT): The following incidents took place in 2008 involving the Special Response Team (SRT):

- ✚ **July 2008:** Assisted McLeod County with barricaded suicidal male.
- ✚ **August 2, 2008:** 220 Echo Circle, Arrested male that threatened other residents with a shotgun
- ✚ **Aug/Sep 2008:** Stand by assistance for **R**epublican **N**ational **C**onvention (**RNC**)

Members of the tactical team participated various training and exercises throughout the year. They included the following:

Training: Hostage rescue, tactical command decision making/tabletop exercises, sniper initiated entries, active shooter response, chemical delivery/operations

We trained jointly with the MN BCA tactical team and rehearsed scenarios involving hostages and barricaded suspects.

Equipment: TASERS, Chemical supply additions, Brake/Rake pole (2nd story), #2 sniper rifle and (2) drag bag/cases, Light system for handguns, Medical pack

Southwest Metro Drug Task Force

2008 Annual Report

Prepared for SWMDTF Governing Board
and its Participating Members

Submitted by Mark Williams

March 10, 2009

Table of Contents

I.	2007 in Review	3-4
II.	Cases by Jurisdiction	5-6
III.	Enforcement Efforts	7
IV.	Prevention Efforts	7
V.	Drug Seizures/Purchases	7
VI.	Drug Crimes	8
VII.	Weapons Seizures	8
VIII.	Coordination	8
IX.	Arrest Data	8
X.	Forfeitures	8
XI.	Income/Revenue	9
XII.	Budget/Expenditures	9

I. 2008 Annual Review

It is the mission of the Southwest Metro Drug Task Force to provide a comprehensive and multi-jurisdictional effort to reduce drug trafficking and its harmful consequences and to provide effective drug awareness education through the coordination and resource sharing of its participating agencies.

The Southwest Metro Drug Task Force in cooperation with local law enforcement and with the support of local communities once again experienced another successful year.

The main drug threats in our service area continue to be cocaine, methamphetamine, and marijuana. Our task force has historically and consistently seized more cocaine than methamphetamine each year and that did not change. In 2008 we seized 231 grams of cocaine compared to 197 grams of methamphetamine. We also seized 12.31 pounds of marijuana.

In 2007 cocaine arrests surpassed methamphetamine arrests for the first time. This trend did not continue however. Methamphetamine arrests far surpassed cocaine arrests in 2008. Methamphetamine arrests accounted for 40% of all arrests in 2008 compared to only 21% for cocaine arrests. Crack arrests accounted for 16% and marijuana accounted for 37% of all arrests.

Our investigations continued to focus efforts on sale crimes with a slight reduction in our percentage of sale crimes dropping to 36% of all arrests in 2008 compared to 40% in 2007.

Our educational efforts continued in 2008 increasing our presentations to nineteen for the year with 548 persons attending.

Drugs remain readily available in our service area. Marijuana continues its resurgence. Since the legalization at the state level in California for "medical marijuana", California has become responsible for the production of 50% of the marijuana in the entire United States. The potential of huge profits continue to fuel this resurgence. It costs about \$400 to grow a pound of marijuana which will sell wholesale for about \$4000 a pound and \$6000 a pound at retail. It is the most profitable illegal drug today. Combine this with the low associated penalties it will continue to grow in popularity. It is very difficult to work sale crimes of marijuana because it is cost prohibitive. To obtain a 1st degree sale drug crime we can purchase an ounce of cocaine for \$2000, but to obtain a 1st degree marijuana sale we need to purchase 110 pounds of marijuana at \$440,000. Once again the state legislature is considering the issue of "medical marijuana". Based on the history of "medical marijuana" in California, let us hope the legislature acts responsibly.

While our numbers are lower than last year, we are not an anomaly, the state reports that numbers were down across the state last year. The exact reason for this is difficult to determine. It is most likely a combination of factors including increased enforcement efforts, economic trends, as well as supply issues. Currently Mexican drug cartels control methamphetamine and cocaine distribution across the United States. The Mexican cartels are becoming more heavily involved in marijuana production, moving operations into California's lucrative production market. This has resulted in a sharp escalation in violence

along the Mexican border as the drug cartels fight amongst each other as well as targeting law enforcement.

We plan to continue focusing our efforts on sale crimes in 2009. As we continue, it is obvious how extensive the drug supply network is in our area. Our investigations have led us to a joint operation with the Fargo DEA DTF in a marijuana/cocaine case. We assisted the FBI in three cases last year. We supplied the FBI with a key informant in a national investigation leading to Phoenix. This operation netted 19 arrests across the United States and the seizure of 37 pounds of methamphetamine, 79 pounds of cocaine, and \$613,000 in cash. We netted \$30,000 in forfeiture funds from this operation. In another case we assisted the FBI with a buy-bust of 25,000 ecstasy tablets, the reversal of 9 ounces of cocaine, and a warrant execution seizing 200 pounds of marijuana.

The governing board of the Southwest Metro Drug Task Force remains committed to the mission of the Task Force and we remain optimistic and look forward to 2009.

Thank you for your continued support.

This report is a compilation of statistical data provided by our Task Force to the Minnesota Department of Public Safety Office of Justice Programs. This report includes information on the locations of investigations, search warrants issued, arrest demographics, and information pertaining to drug seizures and asset forfeitures.

II. Cases by Jurisdiction

Anoka County:

Fridley	2
Spring Lake Park	1
Total	3

Carver County:

Carver	4
Chanhassen	17
Chaska	9
Cologne	1
Laketown Township	1
Mayer	1
Norwood/Young America	6
Waconia	7
Watertown	1
Total	47

Dakota County:

Apple Valley	1
Burnsville	3
Eagan	1
Total	5

Hennepin County:

Excelsior	7
Shorewood	3
Total	10

McLeod County:

Glencoe	6
Hutchinson	10
Stewart	2
Winsted	1
Winsted Township	1
Total	20

Meeker County:

Litchfield	2
------------	---

Ramsey County:

St. Paul 1

Rice County:

Veseli 1

Scott County:

Jordan 2

Louisville Township 1

Prior Lake 7

Savage 1

Shakopee 28

Spring Lake Township 2

Total 41

Wright County:

Woodland Township 3

III. Enforcement Efforts

	2008	2007	2006
Total Investigations:	185	216	258
Number of Search Warrants:	75	99	99
Number of Consent Searches:	16	19	34
Number of Drug Related Arrests:	153	179	181

IV. Prevention Efforts

Nineteen narcotics related presentations were given to approximately 548 people in 2008.

V. Drug Seizures/Purchases

Drug Type	Amt. Seized	Amt. Purchased	Est. Value/seizures
Cocaine	231g.	34g.	\$ 23,100
Crack	42g.	15g.	\$ 5,040
Hashish	0g.	0g.	\$ 0
Heroin	1g.	1g.	\$ 175
Khat	g.	0g.	\$ 0
LSD	0 du	0du	\$ 0
Marijuana	197oz.	10oz.	\$ 73,895**
Marijuana-Cultivated	69 plants	NA	\$ 60,720***
MDMA (Ecstasy)	112du	0du	\$ 2,800
Methamphetamine	186g.	23g.	\$ 18,600
Mushrooms	20g.	0g.	\$ 200
Prescriptions	199du	0du	\$ 4,975

*Estimated street value if sold in street-level dealer quantities, not at wholesale quantity and pricing.

**Number based on *commercial grade* marijuana pricing sold in 1.5 ounce quantities.

***Numbers based on conservative estimates that each plant will yield ½ pound of finished product and is sold in 1.5-ounce quantities.

Total Street Value of Seized Drugs: \$189,505

Total Street Value of Purchased Drugs: \$ 11,425

VI. Drug Crimes

	2008	2007	2006
Possession:	92	98	138
Sale:	55	71	39
Manufacture:	2	1	3
Cultivation:	4	9	1
Methamphetamine Lab Seizures:	1	1	1

VII. Weapons Seizures

Handgun:	8
Long Gun:	37

VIII. Investigative Coordination with Other Agencies

Other Task Force:	24
Other County/Municipality:	20
BCA/State Patrol:	0
Federal Agency:	9

VIX. Arrest Data

Gender:	Male:	110	Females:	43		
Ages:	Adults:	153	Juvenile:	0		
Race/Ethnicity:	White:	119	Black:	20	Hispanic:	13
	American Indian:	1	Asian:	0		
Court Filed:	State Level:	154	Federal:	0		
Charging Level:	Felony:	139	Misdemeanor:	5	Petty Misd.:	9

X. Forfeitures

Cash seized in 2008:	\$20,739.00
Cash successfully forfeited in 2008:	\$151,447.50
Number of vehicles seized in 2008:	11
Proceeds from sale of forfeited vehicles:	\$14,782.75*

*Five successfully forfeited vehicles have been retained for task force use.

XI. Income/Revenue

Grant funds received in 2008:	\$100,000
Membership dues collected in 2008:	\$88,200
70% share of successfully forfeited cash in 2008:	\$106,089
70% share of proceeds from successfully forfeited vehicles:	\$10,347

XII. Budget/Expenditures

2008 operating budget: \$237,000

2008 operating expenditures were lower than anticipated resulted in approximately \$25,000

being reimbursed as follows:

Carver County-	\$6,240
Shakopee Police Department-	\$9,360
Scott County-	\$4,680
Hutchinson Police Department-	\$4,680